


City of Penticton
Statement of Financial Information Approval
For the year ended December 31, 2014

Statement of Financial Information Approval

The undersigned, as authorized by the Financial Information Regulation, Schedule 1, subsection 9(2), approves all the statements and schedules included in this Statement of Financial Information, produced under the *Financial Information Act*.

A handwritten signature in blue ink, appearing to read "Colin Fisher", is written over a horizontal line.

Colin Fisher, CPA, CGA
Chief Financial Officer, City of Penticton

A handwritten date "June 5/2015" in blue ink is written over a horizontal line.


Date




City of Penticton
Schedule of Guarantee and Indemnity Agreements
For the year ended December 31, 2014

Schedule of Guarantee and Indemnity Agreements

There were no guarantees or indemnities under the Guarantees and Indemnity Regulation for the year ending December 31, 2014.



Colin Fisher, CPA, CGA
Chief Financial Officer, City of Penticton



Date

City of Penticton
 2014 Council remuneration
 for the year ended December 31, 2014



| | | Salary | Expenses | Total |
|--------------------|-------------------|-------------------|------------------|-------------------|
| Hopkin, Wesley | Councillor | 13,111 | 440 | 13,871 |
| Jakubeit, Andrew | Councillor/ Mayor | 22,320 | 3,007 | 25,890 |
| Konanz, Helena | Councillor | 20,053 | 2,214 | 22,755 |
| Litke, Garry | Mayor | 56,677 | 6,315 | 64,696 |
| Martin, Andre | Councillor | 771 | 230 | 1,020 |
| Picton, Maxell | Councillor | 771 | 0 | 790 |
| Robinson, Kathleen | Councillor | 19,281 | 2,680 | 22,431 |
| Sayeed, Tarik | Councillor | 771 | 190 | 980 |
| Sentes, Judy | Councillor | 20,053 | 1,606 | 21,659 |
| Vassilaki, John | Councillor | 19,281 | 415 | 20,166 |
| Watt, Campbell | Councillor | 771 | 220 | 1,010 |
| | | <u>\$ 173,861</u> | <u>\$ 17,318</u> | <u>\$ 195,268</u> |

City of Penticton
 Schedule of employee remuneration and expense over \$75,000
 for the year ended December 31, 2014



| | Salary | Expenses | Total |
|----------------------|---------|----------|---------|
| Antoniak, Annette | 171,954 | 3,226 | 175,179 |
| Barbour, Kenneth | 88,173 | 1,844 | 90,017 |
| Bazley, Ryan | 82,723 | 270 | 82,993 |
| Beierle, Glen | 90,402 | 1,130 | 91,532 |
| Bird, Andrew | 83,036 | 135 | 83,171 |
| Brittain, John | 87,574 | 750 | 88,324 |
| Buck, Robert | 80,826 | 1,262 | 82,088 |
| Buzzell, Heather | 77,514 | 3,182 | 80,696 |
| Chapman, Ian | 121,978 | 3,076 | 125,054 |
| Clipperton, Deborah | 84,013 | 932 | 84,945 |
| Consolo, Ralph | 75,369 | 326 | 75,695 |
| Craig, Randy | 104,029 | 2,199 | 106,228 |
| Dionne, Blaine | 102,264 | 741 | 103,005 |
| Edge, Brent | 106,847 | 0 | 106,847 |
| Fenske, John | 87,287 | 1,126 | 88,413 |
| Figgitt, Tyler | 85,822 | 1,231 | 87,053 |
| Filice, Shawn | 119,371 | 2,824 | 122,195 |
| Fisher, Yves Colin | 111,018 | 3,099 | 114,116 |
| Fordyce, Glen | 79,654 | 237 | 79,891 |
| Forster, Christian | 81,765 | 135 | 81,900 |
| Fotherby, Ken | 98,539 | 0 | 98,539 |
| Garrett, Steve | 82,577 | 1,395 | 83,972 |
| Gibbons, Curtis | 82,042 | 335 | 82,377 |
| Gowe, Graham | 103,747 | 1,055 | 104,802 |
| Haddad, Anthony | 119,879 | 2,998 | 122,877 |
| Harris, Ed | 81,007 | 1,148 | 82,155 |
| Holmes, Jared | 82,773 | 2,205 | 84,978 |
| Idzes, Sandra | 99,423 | 30 | 99,453 |
| Ingram, Cathy | 86,276 | 1,718 | 87,995 |
| Jorgensen, Erik | 83,919 | 2,526 | 86,445 |
| Kenney, Rod | 80,542 | 135 | 80,677 |
| Kenny, Gillian | 99,476 | 523 | 99,999 |
| Kunka, Kenneth | 96,670 | 3,056 | 99,726 |
| Loewen, Charles | 131,649 | 1,891 | 133,540 |
| Lowe, Terry | 81,396 | 182 | 81,578 |
| Lynka, Jeffrey | 96,815 | 1,743 | 98,559 |
| Manders, Keith | 87,449 | 792 | 88,241 |
| McKenzie, Wayne | 83,199 | 1,493 | 84,692 |
| Miller, Gregory | 115,840 | 909 | 116,748 |
| Moroziuk, Mitchell | 139,296 | 3,116 | 142,412 |
| Mullin, Lori | 87,354 | 2,782 | 90,136 |
| Noble, Dennis | 101,595 | 848 | 102,443 |
| Pennington, Colleen | 109,946 | 3,308 | 113,255 |
| Polvere, David | 99,080 | 3,797 | 102,877 |
| Richards, Michael | 87,422 | 1,606 | 89,028 |
| Robertson, Glenn | 75,360 | 1,657 | 77,017 |
| Robillard, Ryan | 98,913 | 734 | 99,648 |
| Robson, Lennie | 116,693 | 3,998 | 120,691 |
| Ryll, Brent | 83,757 | 945 | 84,703 |
| Schmidt, Christopher | 77,585 | 310 | 77,895 |
| Schmidt, Dana | 89,424 | 2,996 | 92,421 |
| Simpson, William R | 89,768 | 1,197 | 90,965 |

City of Penticton
Schedule of employee remuneration and expense over \$75,000
for the year ended December 31, 2014



| | Salary | Expenses | Total |
|--|---------------|------------|---------------|
| Smith, Dennis | 98,046 | 1,549 | 99,595 |
| Smith, Tom | 98,926 | 135 | 99,061 |
| Spalding, David | 109,253 | 171 | 109,424 |
| Stevens, Jason | 97,632 | 408 | 98,040 |
| Sutherland, Michael | 83,211 | 200 | 83,411 |
| Swaren, Wesley | 83,330 | 1,346 | 84,676 |
| Tanguay, Audrey | 77,115 | 1,247 | 78,362 |
| Taylor, Chad | 81,584 | 2,448 | 84,032 |
| Trupp, Robert | 99,138 | 2,796 | 101,934 |
| Vujcich, Graham | 88,175 | 666 | 88,840 |
| Wade, Michael | 86,617 | 731 | 87,347 |
| Wallace, Peter | 91,779 | 3,329 | 95,108 |
| Walliser, Amory | 105,479 | 567 | 106,046 |
| Weisser, Brett | 97,065 | 470 | 97,535 |
| Williams, Wayne | 118,734 | 2,896 | 121,630 |
| Wilson, William | 90,523 | 724 | 91,247 |
| Younghusband, Kenneth | 98,816 | 1,254 | 100,070 |
| Zazzara, Kevin | 80,282 | 335 | 80,617 |
| Subtotal for employee remuneration & expense over \$75,000 | \$ 6,656,736 | \$ 100,426 | \$ 6,757,162 |
| Employee remuneration & expense, \$75,000 and under | \$ 12,224,915 | \$ 137,658 | \$ 12,362,573 |
| Total | \$ 18,881,651 | \$ 238,084 | \$ 19,119,735 |



**City of Penticton
Statement of Severance Agreements
For the year ended December 31, 2014**

Statement of Severance Agreements

There was 1 severance agreement under which payment commenced between the City of Penticton and its employees during fiscal year 2014.

This agreement represents 6 months of compensation.*

*Compensation is determined based on salary.

Colin Fisher, CPA, CGA
Chief Financial Officer, City of Penticton

June 5/2015

Date

City of Penticton
Schedule of Suppliers of Goods and Services
for the year ended December 31, 2014



| Suppliers who received aggregate payments exceeding \$25,000 | Total |
|--|-----------|
| 4Refuel Canada Lp | 31,079 |
| 541168 BC Ltd | 173,187 |
| 624091 Alberta Ltd | 36,137 |
| Aardvark Pavement Marking Services | 115,083 |
| ABB Inc | 652,506 |
| Acklands-Grainger Inc | 83,954 |
| Advanced Utility Systems | 91,046 |
| Advantage Asset Tracking Inc | 49,154 |
| Aecom Canada Ltd. | 209,886 |
| Aladdin-Flooring Carpet One | 65,346 |
| Anderson Morgan Kelowna Inc | 39,534 |
| Andrew Sheret Ltd | 93,317 |
| Aparc Systems Ltd | 101,440 |
| B & L (1990) Machine Shop | 54,371 |
| B A Robinson | 44,800 |
| Baird McClelland Inc | 36,238 |
| Baker & Taylor | 84,758 |
| Barry Beecroft Fuel Distributors | 41,390 |
| BC Assessment Authority | 456,642 |
| BC Transit | 1,214,968 |
| BDO Canada LLP | 89,260 |
| Bell Canada | 44,103 |
| Bell Mobility Inc.-Vancouver | 56,779 |
| BFI Canada Inc | 997,743 |
| Black Press Group Ltd | 75,312 |
| Boardwalk Communications Ltd. | 44,043 |
| Boyle & Company | 141,058 |
| Boyle & Company In Trust | 81,340 |
| Brenntag Canada Inc | 27,134 |
| Bull Housser & Tupper | 42,248 |
| Canada Post Corporation-Ottawa | 197,765 |
| Capri Insurance - Penticton | 67,341 |
| Cascade Raider Holdings Ltd | 52,558 |
| CDW Canada Inc | 88,520 |
| Central Interior Traffic Control 2004 | 38,685 |
| Chevron Canada Ltd | 315,455 |
| CIMA Canada Inc | 293,459 |
| Clear Tech Industries Inc | 95,151 |
| Coast Pipeline Inc | 31,275 |
| Combined Mechanical Contractors Ltd | 109,936 |
| Commercial Truck Equipment Co | 253,443 |
| Cookson International Trucks Inc | 140,118 |
| Cooper Industries (Electrical) Inc | 81,425 |
| Corporate Express | 47,032 |
| Cranbrook Interior Woodwork Ltd | 60,980 |
| Crocker Equipment Company Ltd | 131,112 |
| CTQ Consultants Ltd | 71,106 |
| Cuets Financial | 64,846 |
| Cupe Local 608 | 201,572 |
| Del Equipment Limited | 27,567 |
| Dell Canada Inc | 35,554 |
| Downtown Penticton Association | 201,517 |
| E B Horsman And Son | 135,086 |

City of Penticton
 Schedule of Suppliers of Goods and Services
 for the year ended December 31, 2014



| Suppliers who received aggregate payments exceeding \$25,000 | Total |
|--|------------|
| E. Lees and Associates Ltd | 57,334 |
| Eckert Electric Ltd | 40,482 |
| Econolite Canada Inc | 124,347 |
| Ecol Electric Corp | 65,559 |
| Esri Canada | 55,404 |
| Evergreen Building Maintenance Inc | 155,285 |
| Falcon Equipment Ltd | 41,365 |
| FCS Solutions Ltd | 26,998 |
| FortisBC- Electricity | 28,006,972 |
| FP Teleset Dept | 28,350 |
| Fred Surridge Ltd | 54,625 |
| GDH Solutions | 31,431 |
| Gerard's Equipment | 43,838 |
| Gilnockie Inspection Ltd. | 25,715 |
| Global Spectrum Facility Management | 425,587 |
| Golder Associates Ltd-Vanc | 46,285 |
| Goldstar Fencing Ltd. | 33,040 |
| Greyback Construction Ltd | 851,221 |
| Grizzly Excavating Ltd. | 2,343,662 |
| Gryphon Enterprises Ltd | 66,239 |
| Guillevin International Company | 97,857 |
| H M Excavating Ltd | 241,238 |
| Harris Computer Systems | 50,387 |
| HD Supply Power Solutions | 71,723 |
| Hoff Securities Ltd | 91,165 |
| Huber Bannister Chevrolet | 29,434 |
| Iaff Local 1399 | 85,003 |
| innov8 digital solutions inc | 44,420 |
| Interior Instrument Tech Services Ltd | 136,511 |
| Interior Roofing (2011) Ltd | 62,214 |
| Interior Testing Services Ltd | 50,172 |
| Itron Canada Inc | 75,809 |
| Jaco Environmental Systems Limited | 43,255 |
| Jafa Industries Ltd | 33,278 |
| Julie Mai | 38,262 |
| Kemira Water Solutions Canada, Inc | 83,717 |
| Knight Piesold Ltd | 102,359 |
| Kon Kast Products (2005) Ltd | 28,490 |
| L & J Diamond Maintenance | 64,454 |
| Lafarge Asphalt Technologies | 71,814 |
| Landustrie Sneek BV | 125,072 |
| Lester Lezard | 57,000 |
| MacKinley-Clark Paving Ltd | 53,495 |
| Maple Reinders inc | 123,760 |
| Mcelhanney Associates | 56,763 |
| Mearls Machine Works Ltd | 26,008 |
| Microsoft Licensing, GP | 54,006 |
| Midgard Consulting Inc | 25,184 |
| Minister of Finance | 8,237,142 |
| MMM Group Limited | 49,161 |
| Municipal Insurance Assn of BC | 451,955 |
| Napa Auto Parts | 33,416 |
| Nedco - Div of Rexel Canada Electrical Inc | 133,742 |
| Norm Ost Contracting Ltd | 41,866 |

City of Penticton
 Schedule of Suppliers of Goods and Services
 for the year ended December 31, 2014



| Suppliers who received aggregate payments exceeding \$25,000 | Total |
|--|------------|
| Nufloors | 60,010 |
| Ok Builders Supplies Ltd | 93,340 |
| Okanagan Similkameen Regional Hospital District | 2,099,019 |
| Okanagan Testing Services | 30,188 |
| Opus International Consultants (Canada) Limited | 26,470 |
| Our Glass | 29,156 |
| Ovivo Inc | 47,411 |
| Owen Bird Law Corporation | 25,892 |
| Parker´s Chrysler Dodge Jeep Ltd | 31,858 |
| Penmar Community Arts Society | 25,787 |
| Penticton & District Society For Comm | 44,204 |
| Penticton Hospitality Association | 656,521 |
| Penticton Triathlon Race Society | 377,082 |
| Peters Bros Construction Ltd | 428,187 |
| Pieralisi North America Inc. | 25,740 |
| Pillaerator Gmbh | 126,459 |
| Primary Engineering Corporation | 164,335 |
| Print Factory | 45,607 |
| Ramtech Environmental Products | 86,813 |
| Receiver General for Canada | 6,695,856 |
| Regional District Okanagan Similkameen | 10,236,696 |
| Reliance Foundry Co. Ltd | 62,421 |
| Rital Enterprises Ltd | 25,453 |
| Rocklands Entertainment Inc | 39,488 |
| Rose Gingras | 83,599 |
| S & C Electric Canada Ltd. | 33,275 |
| S S Sicamous Restoration Society | 22,667 |
| S. Collier Enterprises | 122,491 |
| SC Restorations Ltd | 33,260 |
| Select Painting and Decorating Ltd | 25,721 |
| Smithrite Disposal Ltd | 49,457 |
| South Okanagan Concrete Products | 37,387 |
| Southern Interior Local Government Association | 53,079 |
| Southwood Retirement Resort Ltd | 34,685 |
| Stantec Consulting Ltd. | 48,247 |
| Summit Valve And Controls Inc (BC) | 60,724 |
| Sun Valley Irrigation Ltd | 27,524 |
| Superior Septic Services | 26,786 |
| Teale´s Water Utility Services Ltd | 29,514 |
| Teknion Limited | 36,664 |
| Telus- Vancouver | 66,030 |
| Tempest Development Group | 74,178 |
| Terry Pellatt | 60,769 |
| The Okanagan Newspaper Group | 28,413 |
| Tourism Penticton Society | 347,384 |
| Transform Compost Systems Ltd | 41,580 |
| Trydor Industries (Canada) Ltd | 28,706 |
| Tunnel Vision Inspections | 27,713 |
| Unit 4 Business Software Corporation | 107,272 |
| Urban Systems Ltd-Kelowna | 47,634 |
| Valley Bobcat & Excavating | 34,241 |
| Valmont Newmark | 85,840 |
| Vertical Creations Inc | 25,318 |
| Wal-Mart Canada Corp | 71,244 |

City of Penticton
Schedule of Suppliers of Goods and Services
for the year ended December 31, 2014



| Suppliers who received aggregate payments exceeding \$25,000 | Total |
|--|----------------------|
| Waterhouse Environmental Services Corporation | 99,811 |
| Wesclean Equipment & Cleaning | 25,074 |
| Westburne Electric Supply (Bc) | 389,858 |
| Western Industrial Relations | 55,859 |
| Westhills Aggregates Ltd | 38,159 |
| Weston Automation | 31,017 |
| Westside Tile A Division Of 575266 BC Ltd | 26,409 |
| Wildstone Special Projects Division Ltd | 35,196 |
| Wolseley Canada Inc | 28,331 |
| Worker's Compensation Board | 229,166 |
| Total paid to suppliers of goods & services over \$25,000 | \$ 75,785,093 |
| Total paid to suppliers who received aggregate payments of \$25,000 or less | \$ 4,604,617 |
| Grants and Contributions exceeding \$25,000 | |
| Okanagan International Children's Festival | 31,505 |
| Okanagan School of The Arts | 25,200 |
| Penticton Art Gallery Society | 95,000 |
| Penticton Peach Festival Society | 37,234 |
| S S Sicamous Restoration Society | 65,715 |
| Challenge Penticton | 109,950 |
| Penticton Library | 1,017,224 |
| Total of grants and contributions exceeding \$25,000 | \$ 1,381,829 |
| Total | \$ 81,771,539 |