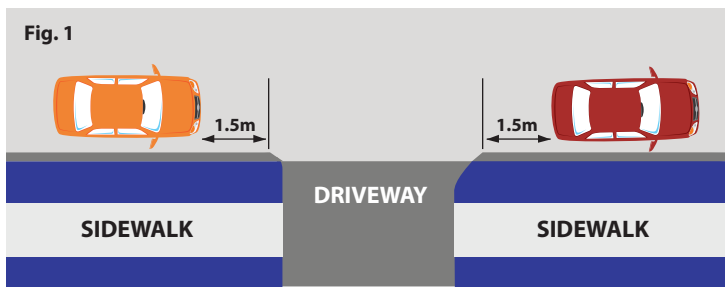


This fact sheet will help explain where vehicles can legally park and what the City can do to help when vehicles are affecting access to your property.

FREQUENTLY ASKED QUESTIONS

How do I know if a vehicle is parked illegally near or across my driveway?

Drivers must not park across a driveway or prevent access. Cars must be more than 1.5 meters from the driveway edge (Fig.1).

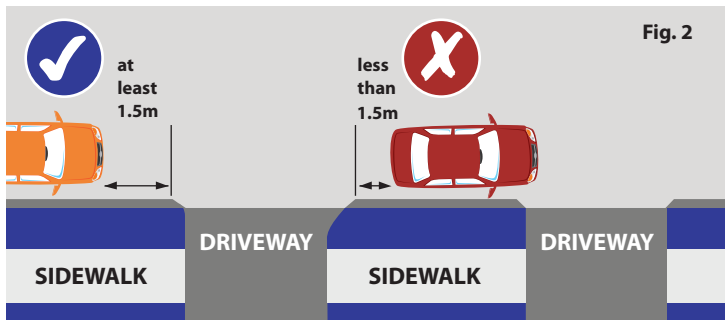


Cars are always parked out in front of my house. Is this legal?

Unless there are no stopping signs or other parking restrictions, parking on the street is legal. If the car is disobeying official parking signs, blocking your access or parked more than 72 hours, you can email bylaw@penticton.ca. No Parking signs or posters are not permitted unless issued by the City.

Cars often block the access to my driveway because the distance between my neighbour's driveway and mine is too small for parking? Is this legal?

As long as the driver can leave 1.5 meters from the driveway edge on both

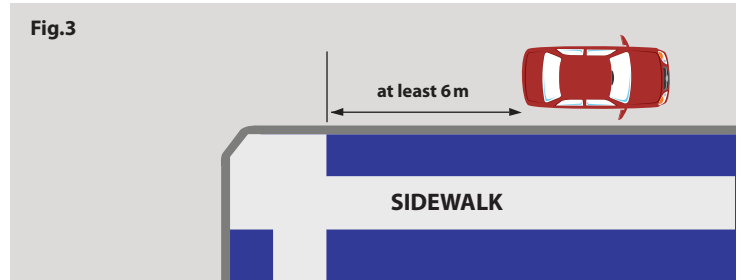


the front and the rear of the car, it is legal (Fig.2). If there is less room, then you can email bylaw@penticton.ca to report the issue.

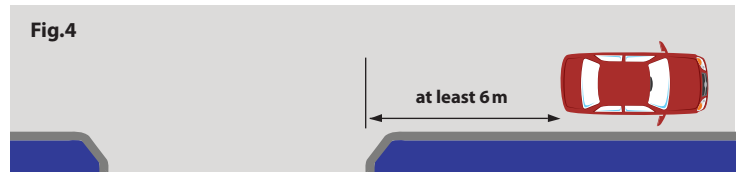
How close can cars park to an intersection?

A driver must not stop or park their vehicle within:

- 6 meters from the closest edge of a sidewalk (Fig.3)



- 6 meters from the curb or edge of a road (Fig.4) if there is no sidewalk



Can vehicles park the wrong way on a street?

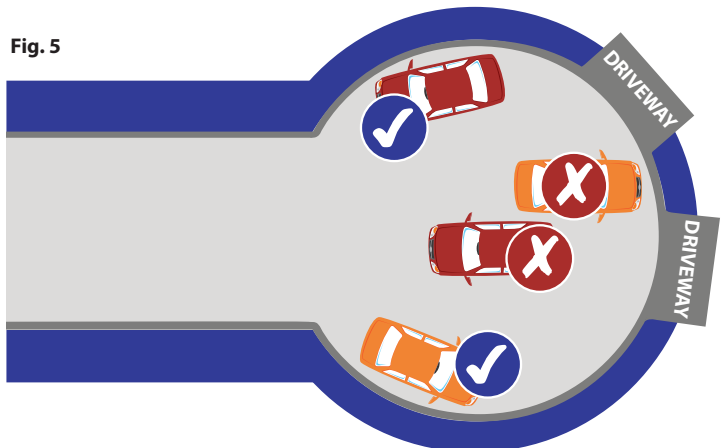
No, a driver must park with the wheels parallel to and not more than 30 cm from the curb or edge of a driveway. The vehicle must be facing in the direction of travel. On a street with angle parking, the driver must park within the angle lines.

Can people park in the lane behind my property?

No. Lanes can only be used by commercial vehicles actively unloading or loading. There must be 3 meters of clear road. No vehicle may park or stop within 3 meters from the entrance to a lane.

How are vehicles supposed to park in a cul-de-sac?

Parking parallel to the curb in a cul-de-sac is legal. Drivers must not park in the centre of cul-de-sac. Vehicles must not park perpendicular to the curb – either nose in, or backed in. (Fig.5)




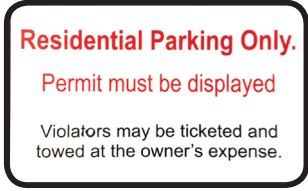


get to know your signs

A vehicle can park on any street in the City as long as it is not contrary to the rules posted on OFFICIAL SIGNS and payment, where applicable, has been made. Parking longer than 72 hours on the street is considered storage and must have prior written permission.

'No Stopping', 'No Parking' and 'Resident Only Parking' signs help enhance safety and ease traffic.

Always check the signs before parking your vehicle or before reporting vehicles.

 <p>NO STOPPING SIGN No Stopping signs prohibit stopping and parking. Even stops to unload are not allowed in these areas.</p>	 <p>NO PARKING/STOPPING SIGN – RESTRICTED TIMES No Parking or Stopping signs prohibit stopping and parking during the times shown on the signs. Outside of these times or hours, parking and stopping is allowed.</p>
 <p>NO PARKING SIGNS No Parking signs allow people to actively unload, drop off or pick up people. The vehicle must be attended with the driver close by.</p>	 <p>RESIDENT ONLY PARKING Only residents can park in these areas after they have registered with the City. Permits must be clearly displayed.</p>

REPORTING ILLEGALLY PARKED CARS

To make our City better for everyone, we would like your help. If you notice a potential parking issue, please email us at bylaw@penticton.ca to ask us to investigate. Ideally, send us a photo of the car and note the time, date and location of the vehicle, along with your contact info. The City will review these and look for solutions.



City of Penticton
171 Main St, Penticton V2A 5A9

FOR MORE INFORMATION:

Visit www.penticton.ca or call 250-490-2440

Contact Bylaw at bylaw@penticton.ca

Review penticton.ca to get details on Parking Regulations. Resident parking information is found at penticton.ca under the Community Tab under Resident Services in the Parking Program section.

