


**City of Penticton**  
**Statement of Financial Information**  
**For the year ended December 31, 2011**

City of Penticton  
December 31, 2011

**SCHEDULE OF GUARANTEE AND INDEMNITY AGREEMENTS**

There were no guarantees or indemnities under the Guarantees and Indemnity Regulation for the year ending  
December 31, 2011



\_\_\_\_\_  
Doug Leahy, CMA  
Chief Financial Officer, City of Penticton

MAY 28/12

Date

City of Penticton  
December 31, 2011

**STATEMENT OF SEVERANCE AGREEMENTS**

There were 2 severance agreements under which payment commenced between the City of Penticton and its non-unionized employees during fiscal year 2011.

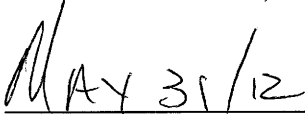
**These agreements represent 1 month of compensation.\***

\* "Compensation" is determined based on salary.



---

Doug Leahy, CMA  
Chief Financial Officer, City of Penticton




---

Date


City of Penticton  
December 31, 2011

**STATEMENT OF FINANCIAL INFORMATION APPROVAL**

The undersigned, as authorized by the Financial Information Regulation, Schedule 1, subsection 9(2), approves all the statements and schedules included in the Statement of Financial Information produced under the Financial Information Act.



Doug Leahy, CMA  
Chief Financial Officer, City of Penticton



Date

## THE CORPORATION OF THE CITY OF PENTICTON

### MANAGEMENT REPORT

The Financial Statements contained in this Statement of Financial Information under the *Financial Information Act* have been prepared by management in accordance with Canadian generally accepted accounting principles or stated accounting principles, and the integrity and objectivity of these statements are management's responsibility. Management is also responsible for all the statements and schedules, and for ensuring that this information is consistent, where appropriate, with the information contained in the financial statements.

Management is also responsible for implementing and maintaining a system of internal controls to provide reasonable assurance that reliable financial information is produced.

The Mayor and Council is responsible for ensuring that management fulfils its responsibilities for financial reporting and internal control.

The external auditors, BDO Canada Chartered Accountants, conduct an independent examination, in accordance with Canadian generally accepted auditing standards, and express their opinion on the financial statements. Their examination does not relate to the other schedules and statements required in the Act. Their examination includes a review and evaluation of the organization's system of internal control and appropriate tests and procedures to provide reasonable assurance that the financial statements are free from material misstatement.

On behalf of the Corporation of the City of Penticton



Doug Leahy, CMA  
Chief Financial Officer  
May 28, 2012

**City of Penticton**  
**Schedule of Remuneration and Expenses**  
**December 31, 2011**

**1: Council Members Remuneration and Expenses**

Name	Position	Remuneration	CPP AD & D Prem	Expenses	Total
Ashton D	Mayor	57,782.92	1,771.01	2,225.10	61,779.03
Jakubeit A	Councillor	20,824.99	512.87	1,132.94	22,470.80
Sentes J	Councillor	20,824.99	512.87	-	21,337.86
Litke G	Councillor	20,824.99	512.87	1,636.82	22,974.68
Vassilaki J	Councillor	20,824.99	475.54	102.77	21,403.30
Pearce M	Councillor	19,984.22	37.33	2,946.95	22,968.50
Albas D	Councillor	5,292.35	128.03	-	5,420.38
Konanz H	Councillor	504.03	55.62	-	559.65
Hopkin W	Councillor	504.03	55.62	-	559.65
<b>Total</b>		<b>\$ 167,367.51</b>	<b>\$ 4,061.76</b>	<b>\$ 8,044.58</b>	<b>\$ 179,473.85</b>

## 2: Other Employees

Name	Remuneration	Expenses	Total
Antoniak, Annette	160,664.98	3,219.34	163,884.32
Barbour, Kenneth	87,728.09	1,373.74	89,101.83
Bazley, Ryan	80,971.39	125.20	81,096.59
Beierle, Glen	84,517.84	2,368.70	86,886.54
Bird, Andrew	81,972.52	205.52	82,178.04
Chapman, Ian	113,989.53	1,210.58	115,200.11
Christensen, Roy	86,298.66	149.00	86,447.66
Craig, Randy	88,737.20	1,818.64	90,555.84
Dionne, Blaine	85,342.39	0.00	85,342.39
Edge, Brent	93,495.48	241.00	93,736.48
Fenske, John	83,333.21	237.00	83,570.21
Fordyce, Glen	79,200.95	3.05	79,204.00
Fotherby, Ken	92,408.80	95.20	92,504.00
Garrett, Steve	83,024.87	0.00	83,024.87
Gowe, Graham	97,180.21	0.00	97,180.21
Grantham, Howard	101,796.96	450.50	102,247.46
Haddad, Anthony	105,895.70	1,674.06	107,569.76
Henderson, Karen	87,851.94	162.35	88,014.29
Holmes, Jared	78,990.18	0.00	78,990.18
Idzes, Sandra	94,880.96	0.00	94,880.96
Ingram, Cathy	83,145.66	1,574.13	84,719.79
Jorgensen, Erik	79,538.98	1,285.77	80,824.75
Kenny, Gillian	92,720.80	827.24	93,548.04
Kler, Jack	126,956.18	0.00	126,956.18
Kraiger, John	95,995.59	0.00	95,995.59
Lamoure, Lanette	88,791.19	0.00	88,791.19
Leahy, Douglas	111,019.23	1,432.22	112,451.45
Lieskovsky, Dave	99,698.40	30.00	99,728.40
Livolsi, Eric	92,048.39	1,120.00	93,168.39
Lowe, Terry	82,482.49	2,338.70	84,821.19
Lynka, Jeffrey	81,108.08	0.00	81,108.08
Manders, Keith	79,648.34	0.00	79,648.34
McKenzie, Wayne	81,530.49	649.19	82,179.68
Miller, Gregory	133,784.91	100.00	133,884.91
Moroziuk, Mitchell	130,747.51	3,180.50	133,928.01
Noble, Dennis	97,421.35	227.50	97,648.85
Richards, Michael	87,666.41	808.53	88,474.94
Roberts, Chris	92,670.77	0.00	92,670.77
Robson, Len	104,881.18	2,231.00	107,112.18
Ryll, Brent	82,578.95	0.00	82,578.95
Simpson, William	81,701.99	134.26	81,836.25
Smith, Dennis	97,847.79	1,331.31	99,179.10
Smith, Tom	99,604.91	316.39	99,921.30
Spalding, David	104,532.16	755.03	105,287.19
Stark, Allan	82,822.68	288.34	83,111.02
Stevens, Jason	101,981.83	276.25	102,258.08
Swaren, Wesley	80,607.61	30.00	80,637.61
Taylor, Chad	80,995.89	0.00	80,995.89
Tougas, Marc	84,568.36	0.00	84,568.36
Trupp, Robert	86,667.91	0.00	86,667.91
Vujcich, Graham	82,474.14	1,888.20	84,362.34
Wade, Michael	81,452.68	0.00	81,452.68

Walliser, Amory	101,692.89	70.00	101,762.89
Wilkes, Kristin	84,076.97	5,669.29	89,746.26
Wilkes, Randy	81,778.03	67.15	81,845.18
Williams, Wayne	113,526.50	1,575.07	115,101.57
Yeo, Candis	75,132.76	604.80	75,737.56
Young, Dawne	80,264.48	168.01	80,432.49
Younghusband, Kenneth	99,422.14	88.48	99,510.62
Consolidated total of other employees with remuneration and expenses of \$75,000 or less	11,585,338.84	103,257.32	11,688,596.16
	<u>\$ 17,079,207.32</u>	<u>\$ 145,658.56</u>	<u>\$ 17,224,865.88</u>

**3: Reconciliation**

Total remuneration - Councillors	167,367.51
Total remuneration - other employees	<u>17,079,207.32</u>
	<u>\$ 17,246,574.83</u>



**City of Penticton**  
**Schedule of Suppliers of Goods and Services**  
**December 31, 2011**

<b>Description</b>	<b>Amount</b>
Suppliers who received aggregate payments exceeding \$25,000 (see attached)	\$ 59,873,066.48
Consolidated total paid to suppliers who received aggregate payments of \$25,000 or less	8,648,792.68
Consolidated total of grants exceeding \$25,000	<u>434,388.87</u>
Total Payments	\$ 68,956,248.03

## 1: Suppliers Who Received Aggregate Payments exceeding \$25,000

0749565 B.C. Ltd.	45,810.48
448473 B.C. Ltd.	81,677.30
479911 Alberta Ltd.	27,490.77
4Refuel Canada LP	25,460.41
Aardvark Pavement Marking Services	99,638.72
ABB Inc.	247,493.64
Acklands-Grainger Inc.	63,878.85
Advanced Utility Systems	79,331.22
AECOM Canada Ltd.	358,574.15
Andrew Sheret Ltd.	82,868.03
Atomic Crayon	61,243.23
B.A. Robinson Co. Ltd.	52,941.90
Barry Beecroft Fuel Distributors Ltd.	30,606.71
BC Assessment Authority	485,583.75
BC Transit	1,123,981.00
BDO Canada LLP	32,560.00
Bell Canada	30,593.81
Bell Mobility Inc.	64,289.84
Best Western Inn	33,180.43
BFI Canada Inc.	888,264.06
Black & McDonald Limited	44,566.50
Black Press Group Ltd.	51,354.97
Boardwalk Communications Ltd.	40,768.69
Brenntag Canada Inc.	48,642.26
Bruce Carscadden Architect Inc.	299,956.79
Canada Post Corporation	97,143.68
Can-Dive Construction Ltd.	33,956.99
Cantex Okanagan Construction Ltd.	3,275,109.61
Capri Insurance	691,961.00
Central Interior Traffic Control	29,618.27
Chevron Canada Ltd.	298,126.28
Cobra Electric	73,370.79
Commercial Solutions Inc.	26,185.29
Compugen Inc.	82,029.83
Cooper Power Systems	92,886.55
Corporate Express	36,166.57
CUPE Local 608	125,380.83
DB Perks and Associates Ltd.	66,153.98
De Lage Landen Financial Services Canada Inc.	55,866.45
Diamond Municipal Solutions Inc.	43,764.22
Downtown Penticton Association	182,466.59
E.B. Horsman & Son	75,515.37
Econolite	37,159.30
Eecol Electric Corp.	72,849.88
Emerald Irrigation Ltd.	29,513.35
Evergreen Building Maintenance	34,045.81
Fortis BC	22,586,785.95
Fred Surridge Ltd.	122,397.77
General Cable Company	103,166.31
Giffels Design-Build Inc.	532,348.54
Global Spectrum Facility	268,279.63
Golder Associates Ltd.	45,791.64
H M Excavating Ltd.	52,486.36

Harris Computer Systems	31,973.39
HD Supply Utilities	35,123.10
Hockey Canada	34,957.63
Hoff Securities Ltd.	80,445.50
IAFF Local 1399	50,396.00
IGA	32,778.24
ITRON Canada Inc.	266,709.45
Kemira Water Solutions Canada	85,156.13
Kenyon & Co. Ltd.	76,064.12
Knight Piesold Ltd.	78,993.64
Kon Kast Products (2005) Ltd.	38,023.83
L & J Diamond Maintenance	119,047.44
Lester Lezard	58,040.00
Maple Reinders Inc.	4,145,503.16
MCAP Leasing	31,997.29
MCTAR Petroleum	55,974.80
MHC Construction Ltd.	37,892.72
Microsoft Licensing GP	48,691.73
Municipal Insurance Association of BC	565,695.23
Napa Auto Parts	26,847.39
Neopost DPOC	27,472.50
Noramco Wire and Cable Company	25,281.14
Northern Computer	88,307.99
Nova Pole International Inc.	54,654.00
OCE Canada Inc.	25,210.20
OK Builders Supplies Ltd.	60,911.37
Okanagan Testing Services	34,630.70
Okanagan Waste Removal Systems Ltd.	42,277.74
Pension Corporation	1,552,860.49
Penticton & Country Chamber of Commerce	936,910.62
Penticton Apartments Ltd.	73,583.35
Penticton Indian Band	38,821.90
Penticton Training Centre	50,659.72
Peters Bros. Construction Ltd.	267,426.81
Pivotal Projects Inc.	96,169.52
Primary Engineering Corporation	170,892.34
R & N Maintenance	34,579.53
Ray Smith Services	32,090.34
Receiver General of Canada	841,357.36
Receiver General of Canada - RCMP	5,339,780.81
Regional District of the Okanagan - Similkameen	263,995.02
Rose Gingras	76,571.72
Ross Ramsey Associates Ltd.	27,978.68
S. Collier Enterprises	114,763.80
School District No. 67	67,816.58
Sensory Perception Technologies	81,686.00
Stanley Canada Corporation	64,102.50
Starline Enterprises Ltd.	80,648.22
Stuart Olson	8,312,749.05
Sun Valley Irrigation Ltd.	39,157.39
Sunland Utilities Ltd.	267,112.57
Telus	70,799.58

Tempest Development Group	92,516.05
Terasen Gas	77,333.34
The Active Network Ltd.	41,906.93
The Okanagan Newspaper Group	47,169.52
Trydor Industries (Canada) Ltd.	49,621.18
Urban Systems Ltd.	33,504.64
Valkyrie Law Group LLP	39,151.08
Valmont Newmark	70,725.68
Van-Kel Irrigation	45,647.09
Warren's Janitorial Service	95,196.45
Waterhouse Environmental Services	117,485.60
Western Industrial Relations	42,745.35
Westhills Aggregates Ltd.	73,423.43
Workers Compensation Board	180,301.36

\$ 59,873,066.48

**2: Consolidated Total of Grants Exceeding \$25,000**

Art Gallery	88,000.00
Shatford Building - OSA	100,000.00
Community Foundation of the South Okanagan	25,000.00
SS Sicamous - Operating	45,000.00
Ironman	145,101.47
Kiwanis Music Festival	31,287.40
	<u>\$ 434,388.87</u>