



City of Penticton
Statement of Financial Information Approval
For the year ended December 31, 2015

Statement of Financial Information Approval

The undersigned, as authorized by the Financial Information Regulation, Schedule 1, subsection 9(2), approves all the statements and schedules included in this Statement of Financial Information, produced under the *Financial Information Act*.

Colin Fisher, CPA, CGA
Chief Financial Officer, City of Penticton


Date




City of Penticton
Schedule of Guarantee and Indemnity Agreements
For the year ended December 31, 2015

Schedule of Guarantee and Indemnity Agreements

There were no guarantees or indemnities under the Guarantees and Indemnity Regulation for the year ending December 31, 2015.



Colin Fisher, CPA, CGA
Chief Financial Officer, City of Penticton



Date

City of Penticton
2015 Council remuneration
for the year ended December 31, 2015



Name	Position	Salary	Expenses	Total
Jakubeit, Andrew	Mayor	40,583	5,657	46,240
Konanz, Helena	Councillor	14,439	3,178	17,617
Martin, Andre	Councillor	14,469	2,639	17,108
Picton, Maxwell	Councillor	14,370	3,419	17,789
Sayeed, Tarik	Councillor	14,504	4,338	18,842
Sentes, Judy	Councillor	14,455	2,986	17,440
Watt, Campbell	Councillor	14,335	2,452	16,787
		<u>\$ 127,155</u>	<u>\$ 24,668</u>	<u>\$ 151,823</u>

City of Penticton
Schedule of employee remuneration and expense over \$75,000
for the year ended December 31, 2015



Name	Position	Salary	Expenses	Total
Barbour, Kenneth	Fire Inspector II	135,686.14	1,437.84	137,123.98
Bazley, Ryan	Fire Fighter	128,833.93	2,360.22	131,194.15
Beierle, Glen	Fire Lieutenant	142,203.46	574.21	142,777.67
Best, David	Foreman - Meters, Dams & Irrigation	84,476.78	1,227.08	85,703.86
Bird, Andrew	Fire Fighter	128,555.55	1,526.89	130,082.44
Blais, Simone	Communications Officer	76,316.29	1,161.57	77,477.86
Buck, Robert	Traffic Signal Technician	85,375.88	9,681.44	95,057.32
Buzzell, Heather	Chief Librarian	78,790.47	2,979.11	81,769.58
Campbell, Angela	Controller	88,810.90	5,518.83	94,329.73
Carlos, Hector	Network Systems Analyst	73,071.59	3,979.50	77,051.09
Chapman, Ian	City Engineer	128,159.50	587.83	128,747.33
Clipperton, Deborah	Budget Analyst	86,747.65	754.82	87,502.47
Consolo, Ralph	Foreman - Works	80,913.72	209.98	81,123.70
Craig, Randy	Advanced Waste Water Treatment Plant Supervisor	98,093.64	7,090.88	105,184.52
Dionne, Blaine	Fire Captain	151,487.04	536.39	152,023.43
Edge, Brent	Water Treatment Plant Supervisor	98,457.01	1,337.18	99,794.19
Edge, Brian	Senior Water Treatment Plant Operator III	79,100.36	313.66	79,414.02
Fenrich, Kirkland	Network Systems Analyst	71,993.77	4,609.91	76,603.68
Fenske, John	Works Superintendent	93,198.29	735.00	93,933.29
Figgitt, Tyler	Design Supervisor	88,886.06	392.14	89,278.20
Filice, Shawn	Operations Manager, Electrical Utility	142,777.76	20,508.80	163,286.56
Fisher, Yves Colin	Chief Financial Officer	132,845.89	2,545.27	135,391.16
Fordyce, Glen	Fire Fighter	114,490.63	52.88	114,543.51
Forster, Christian	Fire Fighter	128,232.55	1,724.25	129,956.80
Fotherby, Jody	Fire Operations Assistant	107,606.18	781.38	108,387.56
Garrett, Steve	Fire Lieutenant	129,053.61	1,419.98	130,473.59
Gibbons, Curtis	Fire Fighter	123,262.09	360.88	123,622.97
Gowe, Graham	Fire Captain	160,124.12	1,142.12	161,266.24
Grantham, Ben	Fire Fighter	73,756.96	1,431.26	75,188.22
Hall, Julian	Director of Development Services	75,781.90	171.43	75,953.33
Harris, Ed	Electric Utility Supervisor	91,688.74	4,930.03	96,618.77
Holmes, Jared	Fire Lieutenant	129,613.68	498.00	130,111.68
Idzes, Sandra	Administration Manager, RCMP	101,162.42	0.00	101,162.42
Ingram, Cathy	Procurement Manager	92,813.69	5,423.11	98,236.80
Johnson, Jayson	Fire Fighter	88,946.80	1,153.49	90,100.29
Johnson, Ronald	Foreman - Utilities	78,462.92	0.00	78,462.92
Jorgensen, Erik	Fire Lieutenant	129,642.98	200.00	129,842.98
Kenny, Rod	Fire Fighter	123,623.51	135.00	123,758.51
Kenny, Gillian	Human Resources Manager	102,778.14	1,335.61	104,113.75
Kootnikoff, Michael	Instrumentation/Electrical Technician	75,711.26	4,275.17	79,986.43
Kunka, Kenneth	Building & Permitting Manager	95,647.89	3,689.24	99,337.13
Laven, Blake	Planning Manager	85,414.34	2,786.34	88,200.68
Loewen, Charles	General Manager of Recreation & Facilities	78,818.00	271.11	79,089.11
Lowe, Terry	Fire Lieutenant	139,261.61	967.22	140,228.83
Lynka, Jeffrey	Parks Supervisor	95,691.55	1,484.90	97,176.45
Mander, Geoff	Foreman	109,549.33	190.48	109,739.81
McKenzie, Wayne	Fire Lieutenant	137,482.69	330.30	137,812.99
Miller, Gregory	Electrical Utility Foreman	136,556.65	149.88	136,706.53
Moroziuk, Mitchell	General Manager of Infrastructure	155,792.73	4,003.57	159,796.30
Mullin, Lori	Recreation and Culture Manager	95,923.41	1,638.15	97,561.56
Noble, Dennis	Fire Captain	159,275.43	968.31	160,243.74
Pennington, Colleen	Economic Development Officer	95,859.25	2,917.06	98,776.31
Polvere, David	IT Manager	102,844.11	2,226.61	105,070.72
Richards, Michael	Fire Inspector II	136,280.84	1,548.44	137,829.28

City of Penticton
Schedule of employee remuneration and expense over \$75,000
for the year ended December 31, 2015



Name	Position	Salary	Expenses	Total
Robertson, Glenn	Safety Coordinator	77,023.46	2,268.85	79,292.31
Robillard, Ryan	Journeyman Lineman	110,110.51	290.48	110,400.99
Robson, Brian	Journeyman Lineman	88,226.70	25.00	88,251.70
Robson, Lennie	Public Works Manager	113,096.48	1,922.19	115,018.67
Rodger, Kenneth	RCMP LAN Administrator	75,930.79	1,010.88	76,941.67
Ryll, Brent	Fire Fighter	127,778.96	0.00	127,778.96
Schmidt, Christopher	Facilities Supervisor	84,676.48	263.63	84,940.11
Schmidt, Dana	Corporate Officer	93,287.58	1,588.90	94,876.48
Semenoff, Anthony	Senior Mechanic	76,253.74	547.62	76,801.36
Siebert, Christina	Bylaw Supervisor	74,437.03	2,697.89	77,134.92
Simpson, William R	Fire Fighter	136,471.82	1,098.34	137,570.16
Smith, Dennis	Assistant Fire Chief	155,411.22	2,736.18	158,147.40
Smith, Tom	Fire Captain	110,226.64	350.88	110,577.52
Sorensen, Eric	Chief Administrative Officer	76,625.85	2,972.76	79,598.61
Spalding, David	Deputy Fire Chief	111,343.04	1,162.25	112,505.29
Stel, William	Electrical Utilityman	75,526.20	8,421.09	83,947.29
Stevens, Jason	Electrical Utility Sub-Foreman	110,021.34	315.48	110,336.82
Sutherland, Michael	Fire Fighter	127,053.01	148.33	127,201.34
Swaren, Wesley	Fire Lieutenant	134,740.86	2,631.66	137,372.52
Tanguay, Audrey	Long Range Planner	75,216.17	1,394.55	76,610.72
Taylor, Chad	Fire Lieutenant	128,721.17	1,408.07	130,129.24
Trupp, Robert	Fire Lieutenant	151,661.27	1,545.89	153,207.16
Vujcich, Graham	Fire Fighter	132,533.93	2,137.78	134,671.71
Wade, Michael	Fire Lieutenant	127,636.15	2,581.43	130,217.58
Wallace, Charles	Land Agent	91,720.78	2,040.51	93,761.29
Walliser, Amory	Electrical Utility Sub-Foreman	118,270.96	215.48	118,486.44
Weir, Frederick	Lineman	100,625.65	181.90	100,807.55
Weisser, Brett	Journeyman Lineman	107,452.30	125.00	107,577.30
Williams, Wayne	Fire Chief	119,846.50	1,502.99	121,349.49
Wilson, William	Journeyman Lineman	109,067.84	215.48	109,283.32
Younghusband, Kenneth	Fire Captain	162,441.78	1,086.60	163,528.38
Zazzara, Kevin	Fire Fighter	125,001.92	252.06	125,253.98

Subtotal for employee remuneration & expense over \$75,000
Employee remuneration & expense, \$75,000 and under
Total

\$	9,334,370	\$	163,415	\$	9,497,785
\$	11,640,492	\$	100,936	\$	11,741,429
\$	20,974,862	\$	264,351	\$	21,239,213




City of Penticton
Statement of Severance Agreements
For the year ended December 31, 2015

Statement of Severance Agreements

There was 1 severance agreement under which payment commenced between the City of Penticton and its employees during fiscal year 2015.

This agreement represents 12 months of compensation.*

*Compensation is determined based on salary.



Colin Fisher, CPA, CGA
Chief Financial Officer, City of Penticton

June 10 / 2016

Date

City of Penticton
Schedule of suppliers of goods and services
for the year ended December 31, 2015



Suppliers who received aggregate payments exceeding \$25,000	Total
4REFUEL CANADA LP	50,735.37
A & D FIGUEIRA HOLDINGS LTD	52,106.57
AARDVARK PAVEMENT MARKING SERVICES	150,547.54
ABB INC.	302,520.35
AC MOTOR ELECTRIC LTD	29,969.62
ACKLANDS-GRAINGER INC	66,474.63
ADVANCED UTILITY SYSTEMS	60,254.05
ADVANTAGE ASSET TRACKING INC.	48,728.49
AECOM CANADA LTD.	240,935.81
ALADDIN-FLOORING CARPET ONE	26,697.65
ANDREW SHERET LTD	123,781.18
ANNA DANNERT	54,829.96
APPLETON WASTE SERVICES INC	56,166.62
ASTROGRAPHIC INDUSTRIES LTD	33,504.68
B & L (1990) MACHINE SHOP	78,223.13
B.A. ROBINSON CO. LTD.	67,674.51
BAIRD MCCLELLAND INC	44,265.41
BAKER & TAYLOR	78,119.73
BANK OF NOVA SCOTIA-SCOTIA MORTGAGE CORPORATION	25,706.57
BARRY BEECROFT FUEL DISTRIBUTORS	34,548.01
BC ASSESSMENT AUTHORITY	456,290.40
BC TRANSIT	1,281,503.46
BDO CANADA LLP	67,978.33
BELL CANADA	43,988.01
BELL MOBILITY INC.-VANCOUVER	70,386.11
BELMIL CORPORATION	42,483.37
BFI CANADA INC	310,318.78
BLACK PRESS GROUP LTD	101,431.60
BOARDWALK COMMUNICATIONS LTD.	34,946.17
BOYDEN VANCOUVER	82,435.51
BOYLE & COMPANY	133,713.40
BOYLE & COMPANY IN TRUST	1,503,562.56
BRENNTAG CANADA INC	43,293.96
CALIBER SPORT SYSTEMS	48,762.00
CANADA POST CORPORATION-OTTAWA	188,370.00
CANADIAN DEWATERING LP	25,894.43
CAPRI INSURANCE - PENTICTON	141,232.00
CAPRI INSURANCE- KELOWNA	355,194.00
CARO ANALYTICAL SERVICES	31,836.82
CASCADE RAIDER HOLDINGS LTD	46,030.14
CDW CANADA INC.	56,358.55
CENTRAL INTERIOR TRAFFIC CONTROL 2004	33,948.09
CHEVRON CANADA LTD	248,781.96
CIMA CANADA INC.	582,627.44
CITY OF PENTICTON	143,264.38
CLEAR TECH INDUSTRIES INC	53,408.49
COOPER INDUSTRIES (ELECTRICAL) INC.	150,249.30
CORDIAL COMMUNICATIONS	40,441.36
CORIX CONTROL SOLUTIONS LP	104,967.36
CORPORATE EXPRESS	40,702.64

City of Penticton
Schedule of suppliers of goods and services
for the year ended December 31, 2015



Suppliers who received aggregate payments exceeding 525,000

Total

CTQ CONSULTANTS LTD	141,044.33
CUETS FINANCIAL	33,734.32
CUMMING CONSTRUCTION LTD	1,999,117.29
CUPE LOCAL 608	206,680.24
DB PERKS AND ASSOCIATES LTD	27,247.63
DE LAGE LANDEN FINANCIAL SERVICES CANADA INC	41,666.24
DELL CANADA INC.	51,849.43
DOWNTOWN PENTICTON ASSOCIATION	209,641.46
DREAMLAND HOLDINGS LTD	240,960.38
E B HORSMAN AND SON	118,970.49
EAST 163 DEVELOPERS LTD	25,436.99
ECONOLITE CANADA INC	63,551.35
ECORA ENGINEERING LTD	29,820.00
EECOL ELECTRIC CORP.	91,792.82
ELECTRIC MOTOR & PUMP SERVICE LTD.	42,202.60
EMCO CORPORATION	50,225.97
ESRI CANADA	76,187.93
EVERGREEN BUILDING MAINTENANCE INC.	195,845.46
EXL ENGINEERING INC	26,129.28
FCS SPECIALTY SERVICES LTD.	42,624.75
FEHLINGS SHEET METAL LTD	33,926.96
FORTIS BC	3,906,492.77
FORTISBC- ELECTRICITY	27,790,729.59
FORTISBC- NATURAL GAS	159,134.98
FP TELESET DEPT	31,500.00
FRED SURRIDGE LTD	65,393.68
GALL LEGGE GRANT & MUNROE LLP	29,883.37
GLOBAL SPECTRUM FACILITY MANAGEMENT	945,734.37
GLOBAL SPECTRUM FACILITY MANAGEMENT, L.P.	97,467.30
GREYBACK CONSTRUCTION LTD.	588,796.91
GRIZZLY EXCAVATING LTD.	4,579,866.15
GUILLEVIN INTERNATIONAL COMPANY	48,707.70
H & J FLOOR COVERINGS LTD DBA UNITED FLOORS	41,983.36
H M EXCAVATING LTD	2,129,077.22
HARTERRA SPATIAL SOLUTIONS LTD	43,475.38
HD SUPPLY POWER SOLUTIONS	110,839.16
HOFF SECURITIES LTD	81,427.88
HOT TOMALI COMMUNICATIONS INC	39,506.25
HUB FIRE ENGINES AND EQUIPMENT LTD	116,685.95
HUBER TECHONOLGY, INC.	117,411.16
IAFF LOCAL 1399	83,336.65
INLAND KENWORTH	106,720.80
INNOV8 DIGITAL SOLUTIONS INC.	29,511.37
INSTREAM WATER CONTROL PROJECTS LTD.	140,395.50
INTERGROUP CONSULTANTS	54,389.64
INTERIOR TESTING SERVICES LTD	47,765.03
INTERPROVINCIAL TRAFFIC SERVICES LTD.	26,806.50
ITRON CANADA INC.	140,413.47
Jafa INDUSTRIES LTD	53,645.20
JULES HALL	82,100.65

City of Penticton
Schedule of suppliers of goods and services
for the year ended December 31, 2015



Suppliers who received aggregate payments exceeding \$25,000	Total
KEMIRA WATER SOLUTIONS CANADA, INC.	52,501.05
KOBAU DESIGN & CONSTRUCTION	28,016.62
L & J DIAMOND MAINTENANCE	76,800.04
LAKERIDGE HOMES (2007) LTD	74,397.89
LESTER LEZARD	57,000.00
MACKINLEY-CLARK PAVING LTD	36,760.04
MDB INSIGHT INC	25,900.35
MEARLS MACHINE WORKS LTD	49,900.71
MEIKLEJOHN ARCHITECTS INC	48,521.86
MICROSOFT CORPORATION	62,976.52
MINISTER OF FINANCE	7,914,988.31
MORNEAU SHEPELL LTD	1,336,276.30
MOULD ENGINEERING	246,854.49
MUNICIPAL INSURANCE ASSN OF BC	364,732.50
MURRAY BUICK GMC	62,084.37
NAPA AUTO PARTS	33,939.57
NEDCO - DIV OF REXEL CANADA ELECTRICAL INC.	108,237.42
NEXANS CANADA INC.	102,206.27
NORM OST CONTRACTING LTD	47,526.85
NORRIS SCREEN & MFG., INC	26,100.36
NORTHERN METALIC LUBRICANTS LTD	27,502.95
OAKCREEK GOLF & TURF INC	45,342.32
OK BUILDERS SUPPLIES LTD	109,308.61
OKANAGAN PROTECK ELECTRIC	78,877.80
OKANAGAN SIMILKAMEEN REGIONAL HOSPITAL DISTRICT	2,264,287.57
OUR GLASS	40,417.58
OVIVO INC	56,608.30
PARTNER TECHNOLOGIES INCORPORATED	39,399.36
PAVILION BUILDING MANUFACTURING INC	35,634.69
PENTICTON & DISTRICT SOCIETY FOR COMMUNITY LIVING	48,538.60
PENTICTON ART GALLERY SOCIETY	5,587.39
PENTICTON HOSPITALITY ASSOCIATION	531,189.29
PENTICTON INDIAN BAND	246,572.17
PETERS BROS CONSTRUCTION LTD	298,969.95
POWERTREND ELECTRIC LTD.	363,659.70
PRINT FACTORY	35,921.08
PROGRESSIVE WASTE SOLUTIONS INC	722,142.70
RAMTECH ENVIRONMENTAL PRODUCTS	90,005.65
RECEIVER GENERAL FOR CANADA-RCMP	8,056,177.58
RECEIVER GENERAL OF CANADA	136,925.94
REGIONAL DISTRICT OKANAGAN SIMILKAMEEN	10,407,982.51
ROLLINS MACHINERY LIMITED	130,245.36
ROSE GINGRAS	87,882.46
S & C ELECTRIC CANADA LTD.	52,826.87
S. COLLIER ENTERPRISES	151,551.84
SEAL TEC INDUSTRIES LTD	46,179.81
SIRSIDYNIX	62,128.60
SOUTHBOROUGH PENTICTON INVESTMENTS LTD	74,181.60
STARLINE ENTERPRISES LTD	137,846.29
STEWART MCDANNOLD STUART	51,638.45

City of Penticton
Schedule of suppliers of goods and services
for the year ended December 31, 2015



Suppliers who received aggregate payments exceeding \$25,000	Total
STEWART MCDANNOLD STUART IN TRUST	65,173.20
SUN VALLEY IRRIGATION LTD	30,206.65
TELUS COMMUNICATIONS BC INC	105,616.61
TELUS- VANCOUVER	67,772.61
TEMPEST DEVELOPMENT GROUP	141,907.32
TEXCAN	73,697.31
THE CANNERY BREWING CO LTD	82,722.72
TOTAL OFFICE	41,524.42
TOURISM PENTICTON SOCIETY	786,204.30
TRYDOR INDUSTRIES (CANADA) LTD	31,946.94
TUNNEL VISION INSPECTIONS	25,010.57
UNIT 4 BUSINESS SOFTWARE CORPORATION	79,414.26
URBAN SYSTEMS LTD - KELOWNA	64,105.47
WATERHOUSE ENVIRONMENTAL SERVICES CORPORATION	119,200.17
WESCLEAN EQUIPMENT & CLEANING SUPPLIES LTD.	34,701.13
WESTHILLS AGGREGATES LTD.	47,937.46
WESTON AUTOMATION	26,355.00
WESTSIDE TILE, A DIVISION OF 575266 BC LTD.	376,866.65
WESTWOOD INDUSTRIAL ELECTRIC LTD.	904,246.29
WILDSTONE ENVIROMENTAL LTD	25,494.53
WOLSELEY CANADA INC	39,476.31
WORKER'S COMPENSATION BOARD OF BC	274,618.38
Total paid to suppliers of goods & services over \$25,000	92,163,497.25
Total paid to suppliers who received aggregate payments of \$25,000 or less	4,547,865.08
Grants and Contributions exceeding \$25,000	
Challenge Penticton	93,777.20
Community Foundation Of The South Okanagan-Endowment Account	30,000.00
Downtown Penticton Association	27,655.94
Grand Fondo	26,699.83
Penticton Art Gallery Society	95,000.00
Penticton Peach Festival Society	44,875.70
S S Sicamous Restoration Society	66,461.26
Total of grants and contributions exceeding \$25,000	384,469.93
Total	97,095,832.26