



Committee of the Whole

penticton.ca

Committee of the Whole

to be held at the City of Penticton, Council Chambers
171 Main Street, Penticton, B.C.

To view the live broadcast and recordings, visit www.penticton.ca

Tuesday, March 5, 2024

Recessed from the Regular Council Meeting at 1:00 p.m.

1. **Call Committee of the Whole to Order**
2. **Adoption of Agenda**
3. **Delegations:**
 - 3.1 Community Foundations – Neighbourhood Grant Opening
Kim English, Strategic Initiatives, Community Foundations South Okanagan 1-2
 - 3.2 Okanagan Basin Water Board
James Littlely, Deputy Administrator, Okanagan Basin Water Board 3-29
 - 3.3 Regional District of Okanagan-Similkameen Budget Presentation
Jim Zaffino, CAO, Regional District of Okanagan-Similkameen 30-75
4. **Adjourn to Regular Meeting of Council**

Request to Appear as a Delegation

Preferred Council Meeting Date: March 5, 2024

Second choice(s): _____

Subject matter: Foundation Updates: Neighbourhood Small Grants

Name of person(s) making presentation:

Kim English

Address: 390 Main Street
Penticton

Phone: 250-493-9311
Email: kimenglish@cfso.net

Please provide details of your presentation or request of Council here: (or provide a detailed attachment)

Over \$10,000 in Neighbourhood Small Grants, each up to \$500, will be made available to residents of Penticton. Successful applicants will have the opportunity to host an event in their neighborhood aimed at sharing a skill, organizing a community event, or arranging a purposeful block party. The program aims to strengthen connections, foster a deeper sense of belonging, and celebrate the neighbourhoods of Penticton. Application opens March 7 and closes April 18, 2024.
--

Please note:

- Meetings may be held electronically. Participation details will be confirmed with you prior to the meeting.
- This form and submissions will become part of the public record.
- The Mayor has the authority to determine if the subject matter warrants the delegation to appear before Council and may determine at which meeting.
- Please submit this completed form at your earliest convenience. Written Requests to Appear are to be received by the Corporate Officer, no later than noon Monday, one week prior to the Council meeting. Please include a copy of all materials that will be discussed.
- If you'd like to share a PowerPoint with Council, email it to the Corporate Officer by 9:30 a.m. Wednesday prior to the Council meeting to be included with the Agenda. If presenting via zoom, please be prepared to share your screen.
- **Delegations are limited to 5 minutes.**



Neighbourhood Small Grants

What would you do to create a
more **connected neighbourhood?**

Do you have a great idea that celebrates where you live?
Learn more about how you could get up to **\$500** to lead a
project in your neighbourhood.

VIRTUAL INFO SESSION:

DATES: March 20th, 2024

TIME: 6:30PM - 7:00PM

RSVP to kimenglish@cfso.net



Sample project ideas:

- Workshops
- Skill-sharing
- Beautifications
- Block parties with a purpose
- Design & build something
- Scavenger hunt and other contests
- Movie nights
- Cultural celebrations
- **YOUR IDEA HERE!**

APPLY FOR A GRANT!

ACCEPTING APPLICATIONS:
March 14th to April 20th, 2024

www.cfso.net/neighbourhood-small-grants/





Request to Appear as a Delegation

Preferred Council Meeting Date: March 5, 2024

Second choice(s): _____

Subject matter: Invasive Mussels - Don't move a Mussel

Name of person(s) making presentation:

Okanagan Basin Water Board - James Littlely, Deputy Administrator

Address: _____

Phone: _____

Email: _____

Please provide details of your presentation or request of Council here: (or provide a detailed attachment)

The Okanagan Basin Water Board's mission is to provide leadership to protect and enhance quality of life in the Okanagan Basin through sustainable water management. This presentation speaks to the concerns related to invasive Mussels.

Please note:

- Meetings may be held electronically. Participation details will be confirmed with you prior to the meeting.
- This form and submissions will become part of the public record.
- The Mayor has the authority to determine if the subject matter warrants the delegation to appear before Council and may determine at which meeting.
- Please submit this completed form at your earliest convenience. Written Requests to Appear are to be received by the Corporate Officer, no later than noon Monday, one week prior to the Council meeting. Please include a copy of all materials that will be discussed.
- If you'd like to share a PowerPoint with Council, email it to the Corporate Officer by 9:30 a.m. Wednesday prior to the Council meeting to be included with the Agenda. If presenting via zoom, please be prepared to share your screen.
- **Delegations are limited to 5 minutes.**

Legislative Services

Angie Collison, Corporate Officer
171 Main Street, Penticton, B.C., V2A 5A9

Phone: 250-490-2410
Fax: 250-490-2402
angie.collison@penticton.ca



**DON'T MOVE A
MUSSEL**
DONTMOVEAMUSSEL.CA

- 4 -



James Littley
Okanagan Basin Water Board



Actions to Prevent Invasive Mussels

- The Okanagan Basin Water Board's mission is to provide leadership to protect and enhance quality of life in the Okanagan Basin through sustainable water management.
- Define water problems and priorities, economic feasibility of solutions, responsibility, necessary legislation and required action.





DON'T MOVE A MUSSEL
DONTMOVEAMUSSEL.CA

ZEBRA MUSSELS
ALTER THEIR HABITAT
BY REMOVING ALGAE

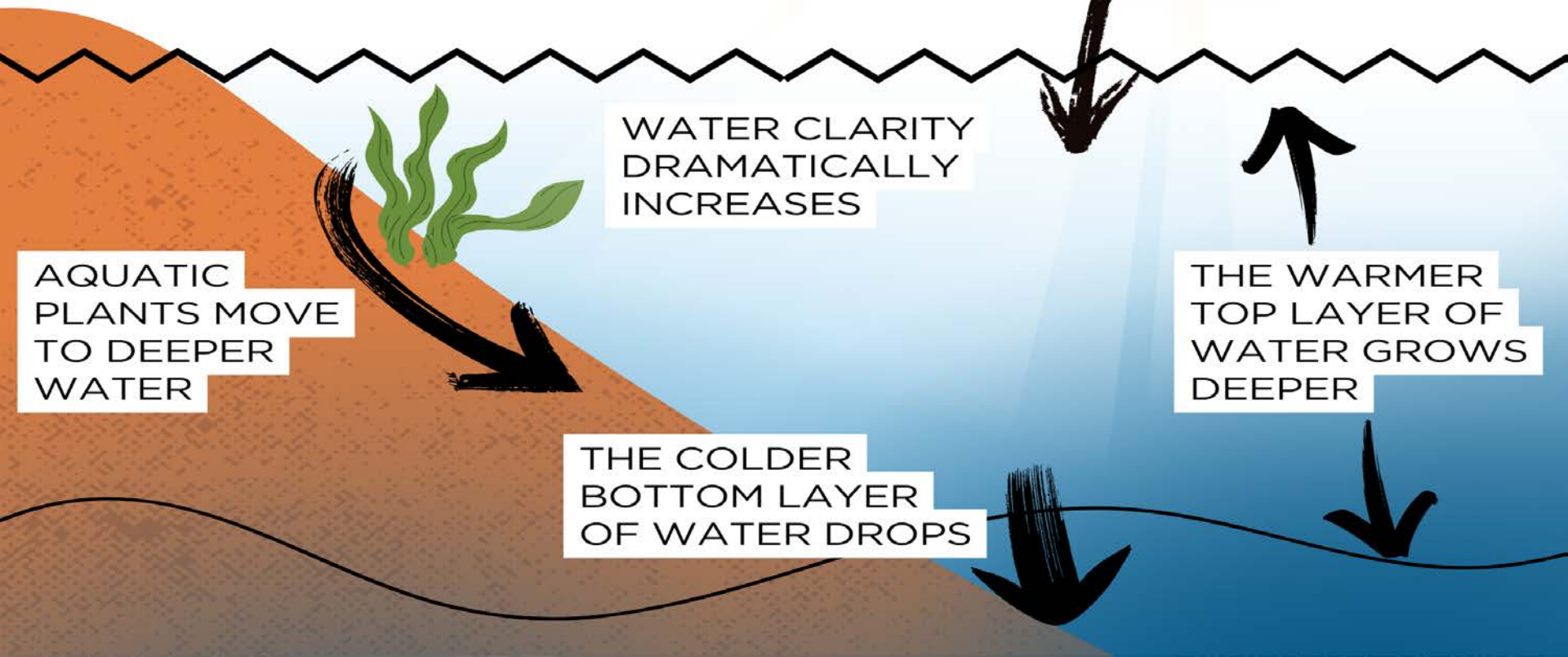
SUNLIGHT
PENETRATES
DEEPER

WATER CLARITY
DRAMATICALLY
INCREASES

AQUATIC
PLANTS MOVE
TO DEEPER
WATER

THE WARMER
TOP LAYER OF
WATER GROWS
DEEPER

THE COLDER
BOTTOM LAYER
OF WATER DROPS



Economic Losses

- \$64 million to \$129 Million per year
 - Up to \$92.5 million for infrastructure
 - Up to \$8.1 million for extra maintenance on boats and marinas
 - Up to \$12.6 million in lost profits and revenue from tourism
 - \$30.2 million annualized loss in property value and lost property taxes.
- **Does not include the ecosystem effects or loss of fish**








Photo Credit my2fish: a blog about sunfish sailing:
<https://my2fish.wordpress.com/tag/power/>

- Photo Credit Chris Roxburgh. Car in 20 feet of water in Great Lakes, covered in quagga mussels



Water pump for public utility in Texas










Photo credit Damon McCormick, Common Coast Research and Conservation

- 15 -

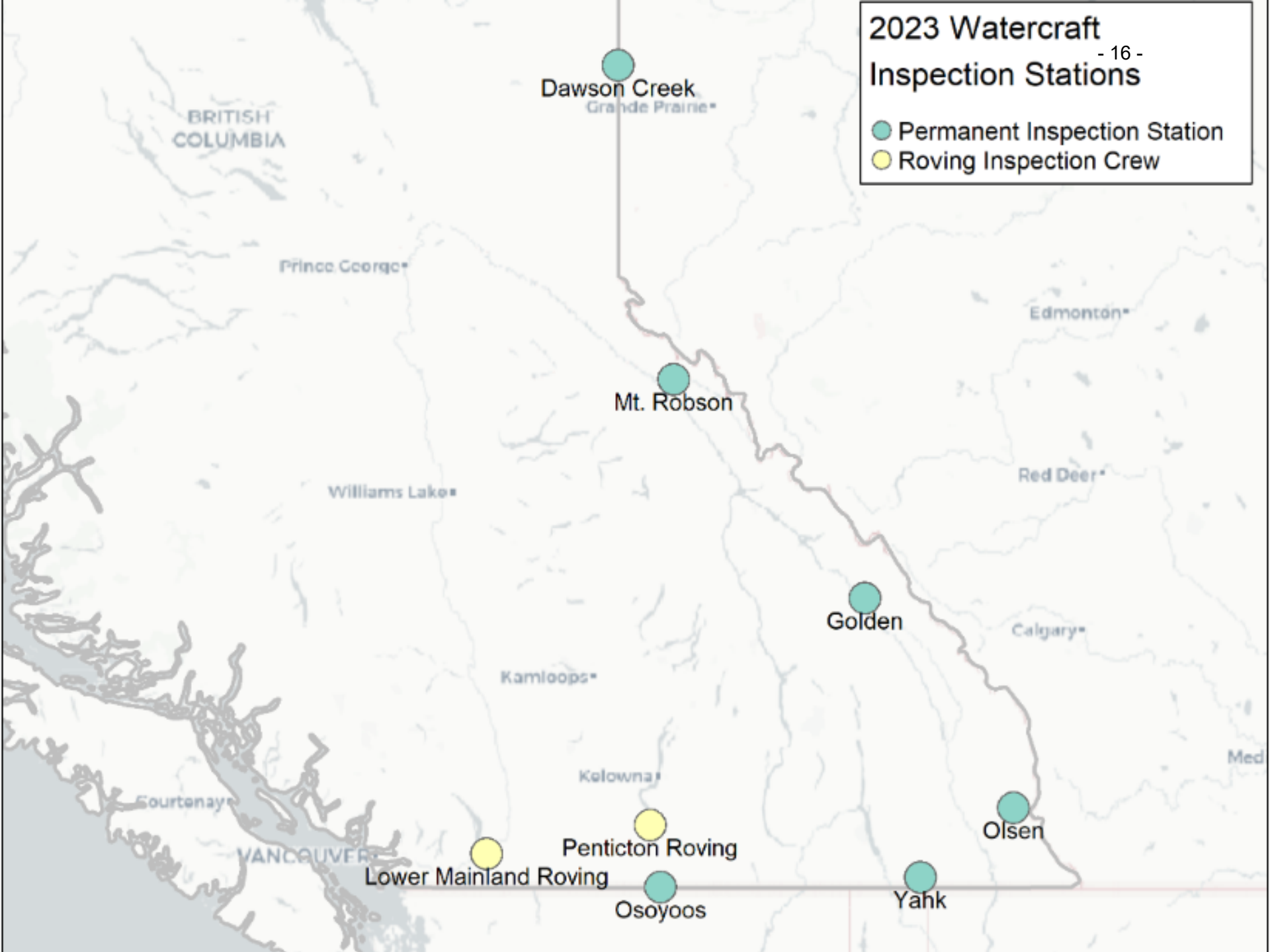
<https://www.mprnews.org/story/2013/03/11/invasive-species-may-be-key-to-understanding-death-of-hundreds-of-loons>



2023 Watercraft Inspection Stations

- 16 -

- Permanent Inspection Station
- Roving Inspection Crew



Osoyoos Lake

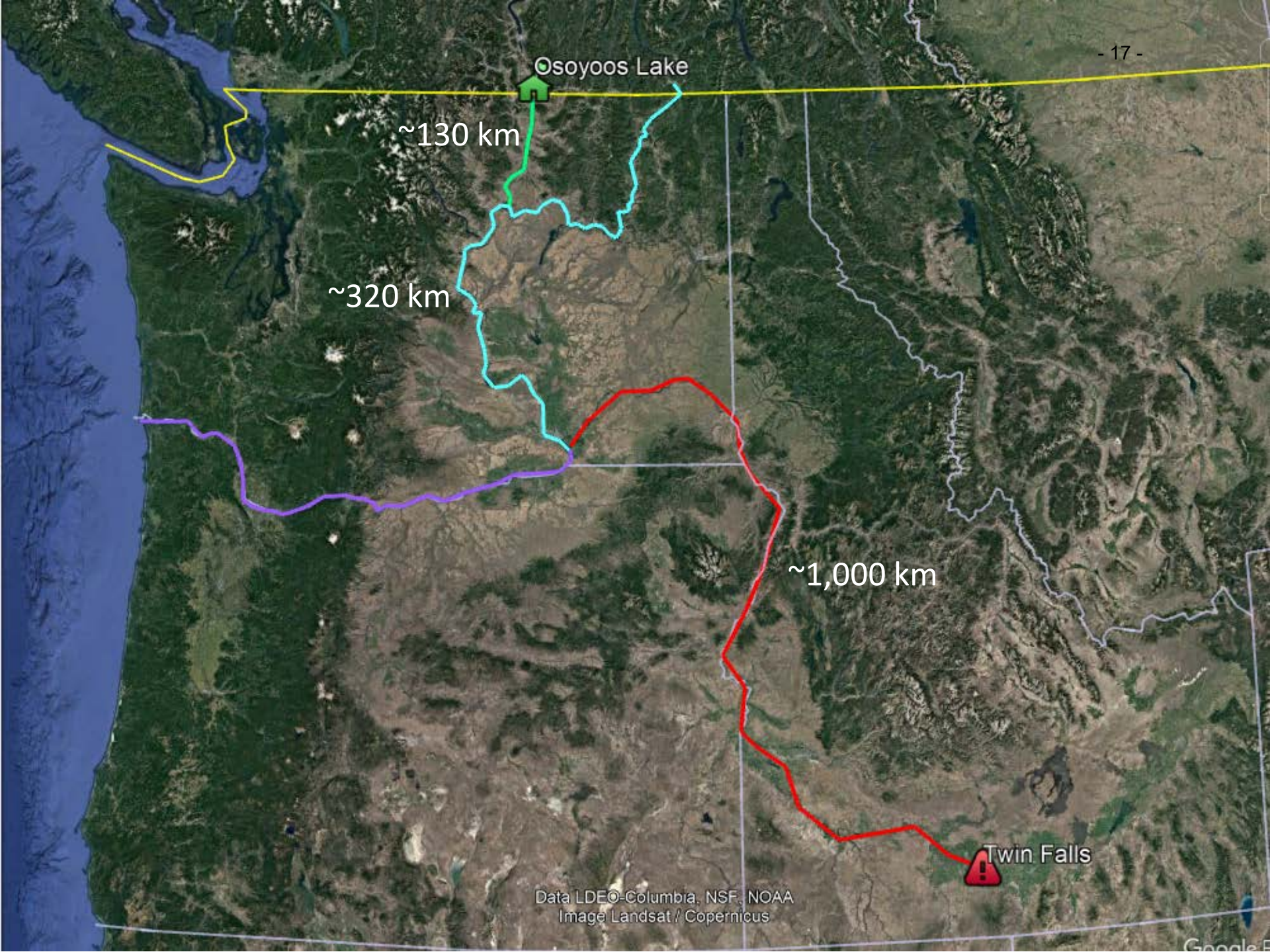


~130 km

~320 km

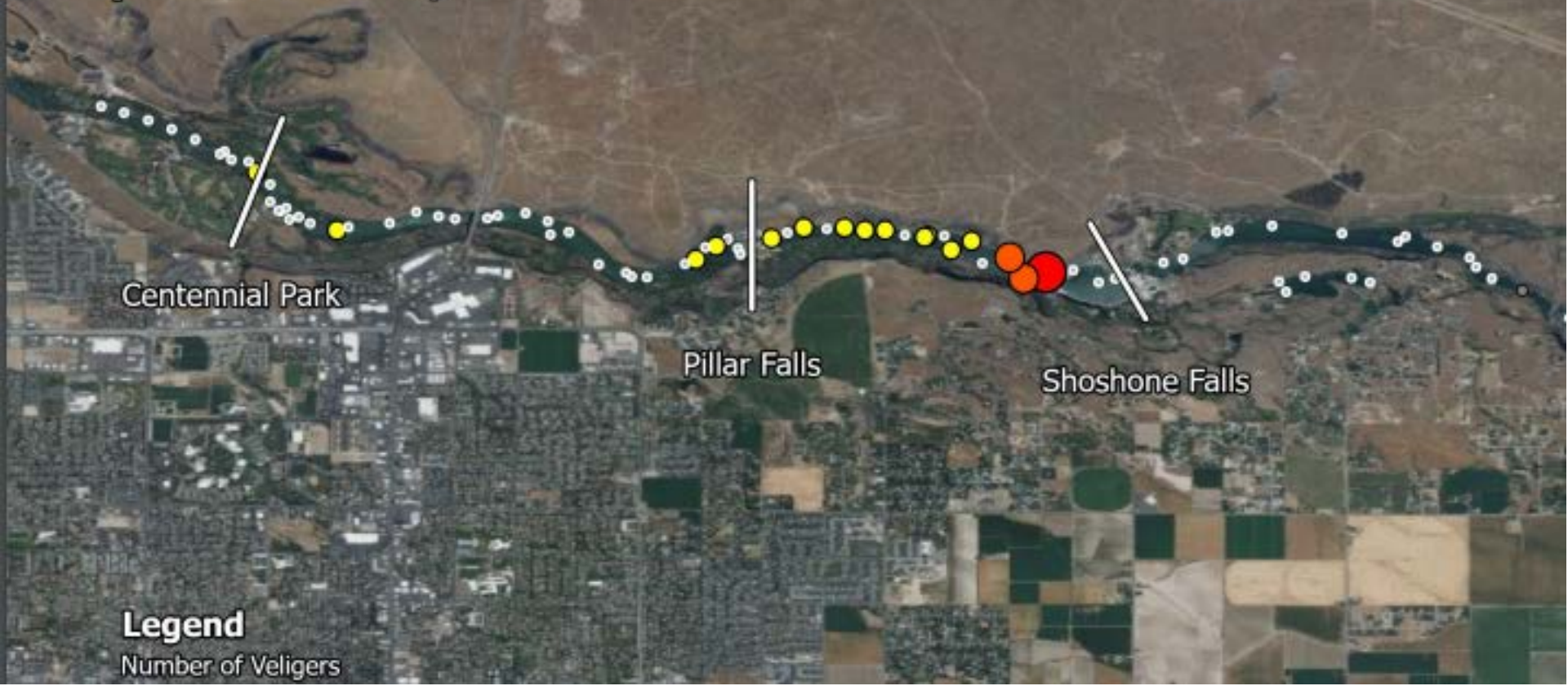
~1,000 km

Twin Falls





Quagga Mussel Veliger presence September 27, 2023



Legend

Number of Veligers

Idaho Rapid Response

Chelated Copper

- killed mussels (including native mussels)
- killed other invertebrates
- killed fish
- killed plants
- killed algae
- killed amphibians

Follow up Niclosamide – toxic to fish, invertebrates, plants

Spring follow up Pseudomonas – bacteria control that mussels consume and die



116,351 L or 3.86 times the volume of this tanker trailer

CUSTOM WELD





Gaps in prevention B.C.

- Inspection required ONLY if driving past an open inspection station
- No requirement to remove drain plug from boat when out of water
- CBSA inspections not consistent at all crossings
- B.C. inspection budget, staffing shortage

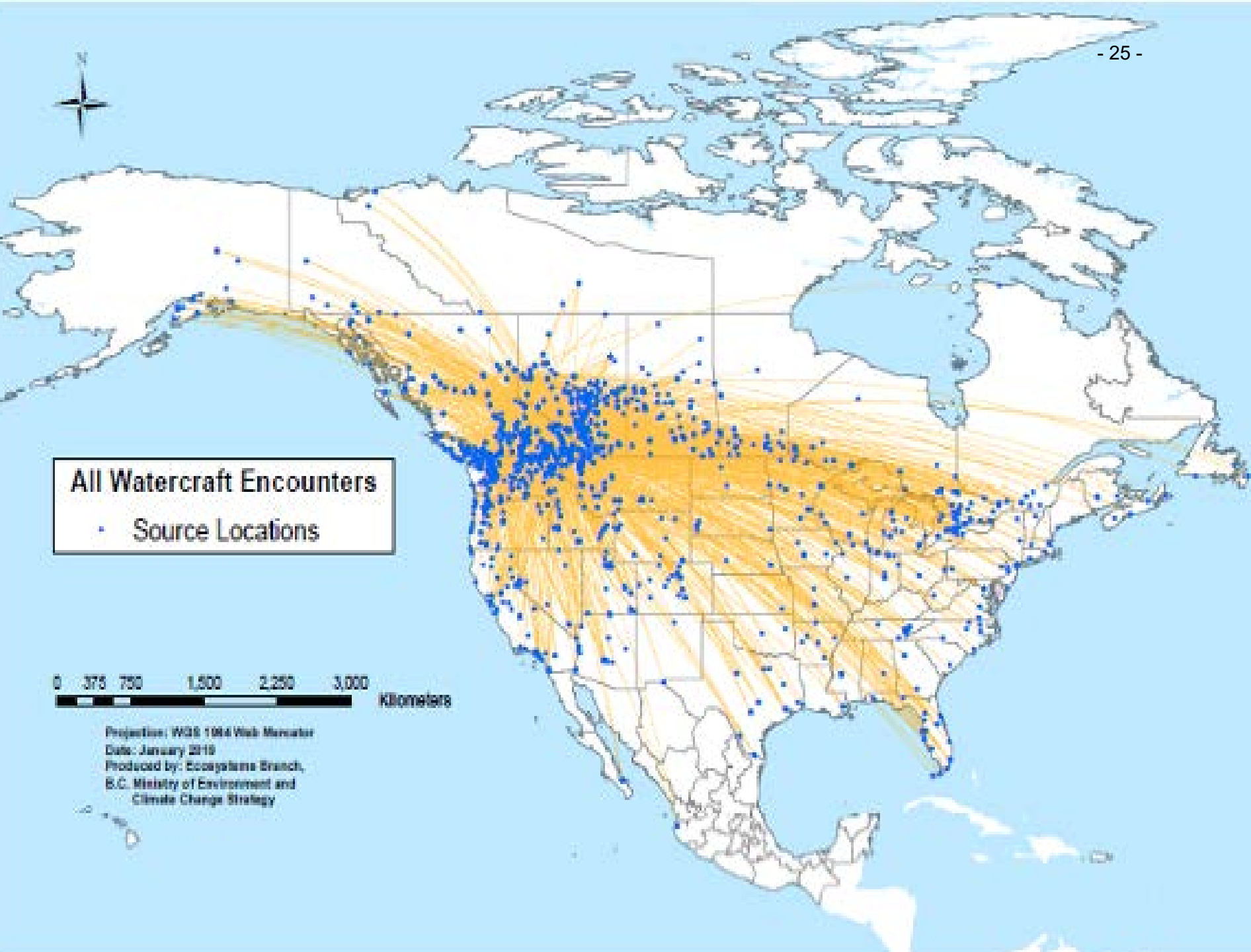


Gaps in prevention B.C.

- B.C. relies on a “perimeter defence” – no longer reliable
- B.C.’s “Early Detection, Rapid Response Plan” has not been updated since 2015.
- No regional plans in place for when a detection occurs

Immediate Action

OBWB is calling for a temporary moratorium on out-of-province boats until the full status of the infestation of the Columbia Basin is assessed.



All Watercraft Encounters
• Source Locations

0 375 750 1,500 2,250 3,000
Kilometers

Projection: WGS 1984 Web Mercator
Date: January 2019
Produced by: Ecosystems Branch,
B.C. Ministry of Environment and
Climate Change Strategy

Calls to Action - Province

Temporary out of province boat ban

Introduce pull-the-plug legislation

Commit \$4 million/year indexed to inflation for 10 years

Enhance funding and recruiting for inspections

Update Early Detection, Rapid Response Plan

Create and lead regional planning process

Promote vulnerability assessments

Calls to Action - Federal

- 27 -



Provide long-term, stable funding directly to province to support Invasive Mussel Defence Program



Immediate direction to border agents from Saskatchewan west to inspect all watercraft



Support temporary boat-ban from the province

OBWB Request



We request that Boards and Councils provide a letter of support for OBWB's Calls to Action on Invasive Mussel Prevention

- Minister of Water, Land and Resource Stewardship (B.C.)
- Minister of Environment and Climate Change Strategy (B.C.)
- Minister of Fisheries, Oceans and the Canadian Coast Guard (Canada)
- Minister of Public Safety (Canada)



**DON'T MOVE A
MUSSEL**
DONTMOVEAMUSSEL.CA

- 29 -



James Littley

Okanagan Basin Water Board



Okanagan Basin
WATER BOARD

Draft Budget 2024

2024 – 2028

RDOS Budget Presentation

Proposed Budget to go for Third
Reading and Adoption

RDOS - Penticton

Jim Zaffino, CPA CGA
Chief Administrative Officer
Regional District of Okanagan
Similkameen
March 5th, 2024

Draft Budget 2024

The Regional District/ Incorporated Community Conundrum

Draft Budget 2024

A GOVERNANCE PERSPECTIVE

Legislative Foundation

- Each Regional District is a corporation, formed by the Lieutenant Governor in Council by letters patent
- The Letters Patent describe the geographic area, the municipalities and the electoral areas included in the Regional District
- The power of the Regional District is vested in the Board of Directors

Legislative Foundation

- The nine electoral areas represented on the RDOS Board are elected to their position
- The six municipalities represented on the RDOS Board appoint their members
- All 20 members of the RDOS Board are either elected or appointed to represent the region
- Parliamentary procedure would dictate each member would bring their local perspective to the table, but the regional district is paramount

Taxation

- Regional Districts are not taxing authorities
- The Board of Directors sets a budget, then requisitions funds to be raised from taxation through the Province of B.C.
- The province issues tax notices to citizens in electoral areas directly and assess a **5.25%** administration fee.
 - 2024 projected fee **\$959,132**
- The province issues tax notices to citizens in incorporated communities receiving Regional District services through the municipality.

Taxation

- Regional Districts do not tax municipalities
- They tax citizens on behalf of the RDOS service
- Shared services often cross jurisdictional lines, but taxes are assessed so that each property owner pays the same amount for the service, regardless of geographic boundaries
- Regional District taxes are based on the Service, not the location

Services

- Some Regional District services are legislated; e.g., General Government, Solid Waste Management Plans, E911 Telecommunications
- Most are by choice and services are created only with the approval of those receiving the service

Budget Structure

- A Regional District is different than a municipality
- Municipal governments have 3 to 5 budgets:
 - Typically general, water, and sewer
- Regional Districts create budgets for every service it operates (each are self sustaining)
 - **162 separate services (2024)**
 - **162 separate budgets (2024)**
- Separate budgets ensure only those who participate in the service pay for the service either through taxes, parcel tax, or user fees

RDOS Budget Process

- Budget launched in June 2023
 - Baseline Operational Budgets – inflationary/contract; increases essential to maintaining a minimum service level including regulatory requirements
 - Change requests for program/service level changes presented to Budget Committee of RDOS Board
 - Budget includes approved change requests
- Budget Workshops held Dec. 6 and 14, 2023
- Public consultation process includes hybrid budget overview on Feb. 15, 2024; individual budget documents posted on RDOS Regional Connections website and promoted via RDOS web and social media channels)
- Budget must be adopted by March 31, 2024

Type of RDOS Services

Regional Services

- Services where majority of electoral areas and municipalities participate
- For Regional Services, all of the properties in the municipalities and electoral areas contribute

Services are:

Heritage Conservation
Regional Recreation
911 Emergency Call System
Emergency Planning
Environmental Conservation
Corporate Facilities
Finance
General Government
Human Resources

Type of RDOS Services

Regional Services continued:

Legislative Services

Illegal Dumping

Invasive Species (formerly noxious weeds)

Information Services

Nuisance Control "A", "B", "C", "D", "E", "F", "G", "I"

Regional Trails

Regional Transit

Solid Waste Management

Destruction of Pests – Penticton

Destruction of Pests – Summerland

Regional Economic Development (Okanagan Film Commission)

Type of RDOS Services

Rural Services

- Services where majority of the electoral areas participate (no municipalities)
- For Rural Services, **all** of the properties in the electoral **area contribute**

Service are:

Animal Control "A", "B", "C", "D", "E", "F", "G", "H", "I"

Building Inspection

Bylaw Enforcement

Destruction of Pests

Electoral Area Administration

Electoral Area Planning

Mosquito Control

Okanagan Regional Library

Subdivision Servicing

Type of RDOS Services

Shared Services

Only those participants in the service pay for shared service

Examples include Victim Services, Fire Departments, Parks and Recreation; shared across several electoral areas and/or municipalities

Local Services

Services where only a defined group of properties within an electoral area participate

For Local Services, **only** those properties **within** the **defined service area contribute**

Examples include: Fire Protection and Water Service

162 Services provided by RDOS

HUMAN RESOURCES
LEGISLATIVE SERVICES
FINANCE
CORPORATE FACILITIES
INFORMATION SERVICES
GENERAL GOVERNMENT
INVASIVE SPECIES (formerly noxious weeds)
ELECTORAL AREA ADMINISTRATION
ELECTORAL AREA "A" - RURAL PROJECTS
ELECTORAL AREA "B" - RURAL PROJECTS
ELECTORAL AREA "C" - RURAL PROJECTS
ELECTORAL AREA "D" - RURAL PROJECTS
ELECTORAL AREA "I" - RURAL PROJECTS
ELECTORAL AREA "E" - RURAL PROJECTS
ELECTORAL AREA "F" - RURAL PROJECTS
ELECTORAL AREA "G" - RURAL PROJECTS
ELECTORAL AREA "H" - RURAL PROJECTS
911 EMERGENCY CALL SYSTEM
EMERGENCY PLANNING
VICTIM SERVICES AREA "A"
VICTIM SERVICES AREA "C"
VICTIM SERVICES AREAS "D", "E", "F", "I"
FIRE PROTECTION - WEST BENCH/SAGE MESA/HUSULA

FIRE PROTECTION - KEREMEOS AREAS "B" & "G"
FIRE PROTECTION - OKANAGAN FALLS
FIRE PROTECTION - H1
FIRE PROTECTION - COALMONT/TULAMEEN
FIRE PROTECTION - WILLOWBROOK
FIRE PROTECTION - KALEDEN
FIRE PROTECTION - NARAMATA
FIRE PROTECTION - ANARCHIST MOUNTAIN
Fire Dept. Apex Volunteer Fire Rescue
BUILDING INSPECTION
UNSIGHTLY/UNTIDY PREMISES - AREAS "D" & "I"
UNSIGHTLY/UNTIDY PREMISES - AREA "E"
UNSIGHTLY/UNTIDY PREMISES - AREA "C"
UNSIGHTLY/UNTIDY PREMISES - AREA "F"
UNSIGHTLY/UNTIDY PREMISES - AREA "G"
UNSIGHTLY/UNTIDY PREMISES - AREA "H"
NOISE BYLAWS AREAS "D", "F", "I"
NOISE BYLAWS AREA "E"
NOISE BYLAWS AREA "C"
NOISE BYLAW - AREA "H"
REFUSE DISPOSAL- OLIVER
REFUSE DISPOSAL - AREA "H"
REFUSE DISPOSAL - AREA "A"
REFUSE DISPOSAL - KEREMEOS AREAS "B" & "G"
REFUSE DISPOSAL - PENTICTON/AREA "D"
RECYCLING/GARBAGE AREA "A"
RECYCLING/GARBAGE AREA "B"

162 Services provided by RDOS

RECYCLING/GARBAGE AREA "C"
RECYCLING/ GARBAGE AREAS "D", "E", "F", "I"
RECYCLING/GARBAGE OKANAGAN FALLS
RECYCLING/GARBAGE AREA "G"
RECYCLING/GARBAGE KEREMEOS
SEWAGE DISPOSAL - OKANAGAN FALLS
OSOYOOS SEWER PROJECT - AREA "A"
GALLAGHER LAKE SEWER
SEPTAGE DISPOSAL SERVICE
WATER SYSTEM - APEX CIRCLE CAPITAL
WATER SYSTEM - LOOSE BAY
WATER SYSTEM - SAGE MESA
WATER SYSTEM - OKANAGAN FALLS
WATER SYSTEM - FAULDER
WATER SYSTEM - WILLOWBROOK
WATER SYSTEM - NARAMATA
WATER SYSTEM NARAMATA MAIN
WATER SYSTEM - OLALLA
WATER SYSTEM - WEST BENCH
WATER SYSTEM - GALLAGHER LAKE
WATER SYSTEM - SUN VALLEY
WATER SYSTEM - MISSEZULA LAKE WATER SYSTEM
SHINISH CREEK DIVERSION
SUBDIVISION SERVICING
ILLEGAL DUMPING
SOLID WASTE MANAGEMENT
APEX MTN SOLID WASTE TRANSFER STATION

NET ZERO RECYCLING FACILITY
WEST BENCH SOIL REMOVAL AND DEPOSITION SERVICE
ELECTORAL AREA PLANNING
ENVIRONMENTAL CONSERVATION
RGS - SUB REGIONAL
BYLAW ENFORCEMENT
DESTRUCTION OF PESTS
NUISANCE CONTROL "A", "B", "C", "D", "E", "F", "G", "I"
DESTRUCTION OF PESTS - PENTICTON
MOSQUITO CONTROL
DESTRUCTION OF PESTS - SUMMERLAND
STERILE INSECT RELEASE PROGRAM
OKANAGAN BASIN WATER BOARD
ARENA - PRINCETON/AREA "H"
ARENA - OSOYOOS/AREA "A"
ARENA - OLIVER/AREA "C"
RECREATION FACILITY - KEREMEOS/AREAS "B" & "G"
POOL - OLIVER/AREA "C"
POOL - KEREMEOS/AREAS B & G
RECREATION HALL - OLIVER/ AREA ""
FRANK VENABLES AUDITORIUM-OLIVER/AREA C
VENABLES THEATRE SERVICE
TULAMEEN RECREATION COMMISSION
RECREATION COMMISSION - AREA "A"
RECREATION COMM - OKANAGAN FALLS

162 Services provided by RDOS

RECREATION COMM - KALEDEN
PARKS & RECREATION - NARAMATA
RECREATION - WEST BENCH
AREA F PARKS COMMISSION
AREA B COMMUNITY PARKS
Regional Recreation
PARKS - OLIVER/AREA ""
REGIONAL TRAILS
HEDLEY PARKS CONTRIBUTION
PROGRAMS - OLIVER/AREA "C"
HERITAGE GRANT - AREA "C"
NARAMATA MUSEUM
HERITAGE - AREA "G"
MUSEUM - AREA "A"
MUSEUM PROPERTY DEBT - AREA A
AREA A COMMUNITY PARKS
HERITAGE CONSERVATION
GRANT-IN AID - AREA "B"
GRANT-IN AID - AREA "C"
GRANT-IN AID - AREA "D"
GRANT-IN AID - AREA "E"
GRANT-IN AID - AREA "G"
GRANT-IN AID - AREA "H"
GRANT-IN-AID - AREA "A"
GRANT IN AID - AREA "F"

GRANT IN AID - AREA "I"
REGIONAL TRANSIT
WEST BENCH TRANSIT
NARAMATA TRANSIT
TRANSIT - ELECTORAL AREA "G"
TRANSIT - ELECTORAL AREA "H"
TRANSIT - AREA "D"
TRANSIT - SOUTH OKANAGAN
CEMETERY - ELECTORAL AREA "A"
CEMETERY - ELECTORAL AREA "E" (NARAMATA)
CEMETERY - ELECTORAL AREA "E" (NARAMATA)
CEMETERY - ELECTORAL AREA "G"
CEMETERY - ELECTORAL AREA "G"
CEMETERY - ELECTORAL AREA "H"
ANIMAL CONTROL - "A", "B", "C", "D", "E", "F", "G", "H", "I"
SIMILKAMEEN COUNTRY VISITOR INFO CENTRE
AREA E TOURISM & COMMUNITY SVS CONTRIBUT
ECONOMIC DEVELOPMENT - AREA "A"
ECONOMIC DEVELOPMENT - AREA "I"
ECONOMIC DEVELOPMENT - OLIVER
ECONOMIC DEVELOPMENT - AREA "B", "G", "H"
ECONOMIC DEVELOPMENT - AREA "D"
REGIONAL ECONOMIC DEVELOPMENT (OK FILM)
ELECTRICAL - MIZZULA ELECTRICAL
ELECTRICAL SYSTEM - SCHNEIDER

162 Services provided by RDOS

AREA "G" STREET LIGHTING
STREET LIGHTING - WEST BENCH/HUSULA
STREET LIGHTING - HERITAGE HILLS
STREET LIGHTING - NARAMATA
STREET LIGHTING - NARAMATA
OKANAGAN REGIONAL LIBRARY
NARAMATA LIBRARY
MUNICIPAL FISCAL SERVICES

Services Penticton Participates In

CITY OF PENTICTON

Participating Directors determine budget by weighted vote

GENERAL GOVERNMENT

INVASIVE SPECIES (formerly Noxious Weeds)

911 EMERGENCY CALL SYSTEM - Improvements Only

EMERGENCY PLANNING

ILLEGAL DUMPING

SOLID WASTE MANAGEMENT PLAN

ENVIRONMENTAL CONSERVATION

REGIONAL GROWTH STRATEGY (Subregional)

NUISANCE CONTROL

DESTRUCTION OF PESTS

MOSQUITO CONTROL

REGIONAL TRAILS

REGIONAL TRANSIT

REGIONAL ECONOMIC DEVELOPMENT (Okanagan Film Comm)

Requisitions from Other Multi-Regional Boards

STERILE INSECT RELEASE PROGRAM - Land Only

OKANAGAN BASIN WATER BOARD

RDOS Budget Process

RDOS staff begin building a budget for each service in June

Five Year Financial Plan: 2024 Budget is prepared along with an additional four year forecast, similar to municipalities.

- Anything new, such as FTE or supplemental requests, must come forward as a “Program Change Request”
- Change Requests detail the new or different items and identify the additional cost implications of the request
- The Board considers each Change Request and if they approve it, the item gets added into the Draft Budget
- This process helps ensure the Board is aware of what is new in the Budget

Budgets and Change Requests are discussed with the Board at the Budget workshops throughout December.

RDOS Budget Process

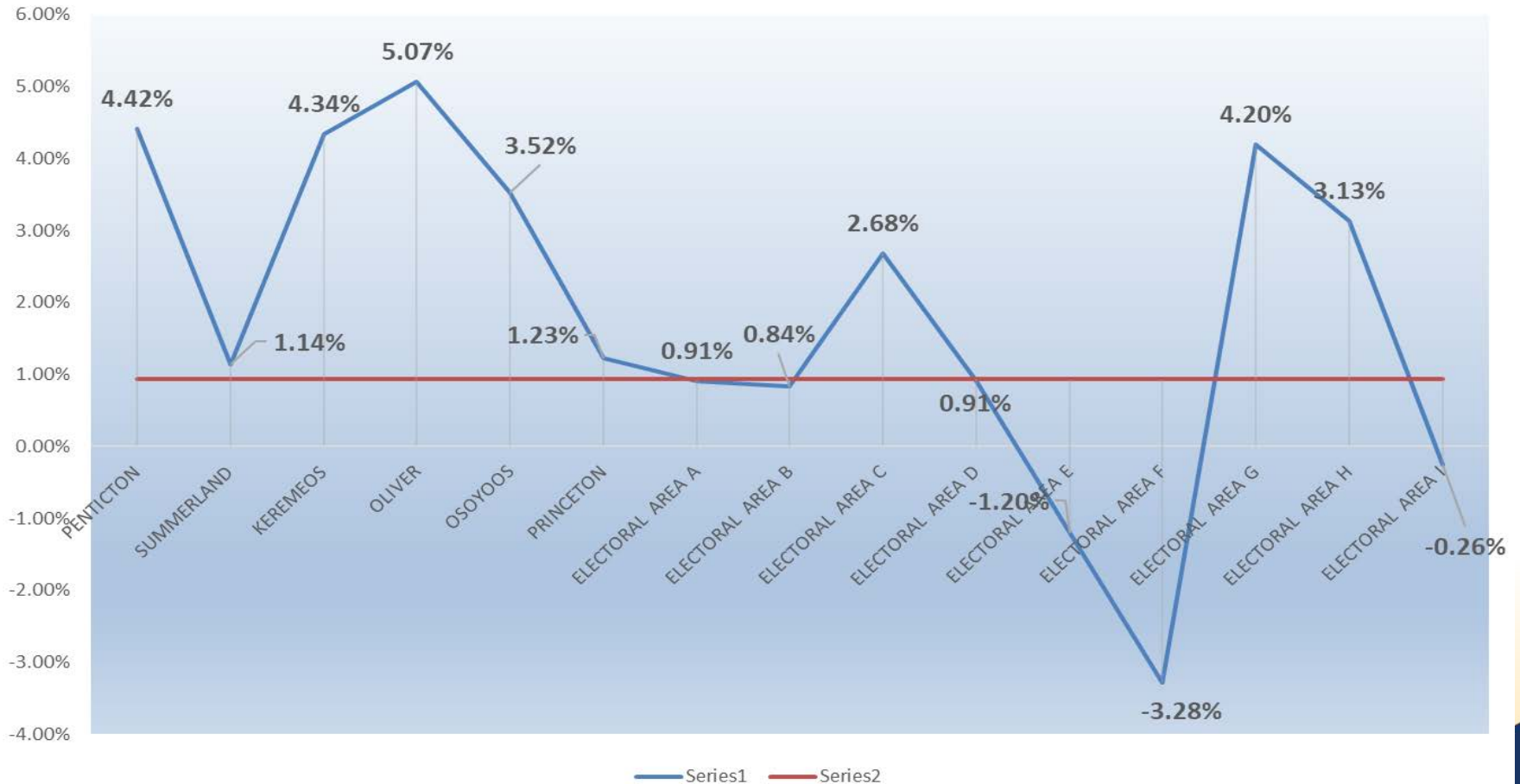
- From the budget workshops, a Draft Budget is created and brought to the Board as a Budget Bylaw for first reading in early January
For 2024, the Board gave first reading on January 18th
- The official title of the Draft Budget is “Five Year Financial Plan”
- The Draft Budget then goes out to the public for consultation throughout the month of February
- Feedback from this process is brought back to the Board with the Budget Bylaw for final reading and adoption at the March 7th Board meeting
- The Board can make changes to the Budget until it is adopted
- By legislation, the Budget must be adopted by March 31

Factors Affecting 2024 Requisition

- Property Assessments
 - Using the 2024 City of Penticton completed roll assessment, the City of Penticton comprises 40.55% of Region's total assessed value
In 2023, it was 39.18%.
The 1.38% increase results in an increase in the shared expenses paid by the RDOS resident within the City of Penticton
Penticton's average assessments (including non-market growth), market assessments increased by 4.42%.
- Assessment Mix
 - City of Penticton's 2024 non-market growth is 1.05%.
 - Less than RDOS average non-market growth of 1.49%

Factors Affecting 2024 Requisition

2024 Assessment Roll Change by Participating Member
Average 0.94%




Overall Draft Budget Comparison

2024 RDOS Draft Budget Comparison With 2 Prior Years			
	2024	2023	2022
	(In millions)		
RDOS Expenses	\$ 49.03	\$ 46.30	\$ 42.50
Municipal Debt Repayment	\$ 7.61	\$ 7.31	\$ 6.08
Capital Project	\$ 31.10	\$ 20.20	\$ 28.20
Total RDOS Budget	\$ 87.74	\$ 73.81	\$ 76.78

2024 Budget/Tax Requisition

- The 2024 Operational Budget is **\$49.03** million and the Capital budget, which is not funded directly from taxes, is **\$31.10** million
- The table on the following slides summarizes the overall requisition required to support the 2024 Budget.
- Overall, the residents of the participating members will contribute **\$26,069,369** in taxes.
- The tax requisition has increased by **\$1,977,113** over 2023 for an 8.21% increase after non-market growth is taken into consideration, the net tax increase is 6.72%



REGIONAL DISTRICT OKANAGAN-SIMILKAMEEN

2024 Completed Assessment Roll

Converted Value Reports (December 1, 2023)

No of Properties	DESCRIPTION	2024 % of Total	% Change from 2023	Variance
	<u>MUNICIPALITIES (RG 734)</u>			
16,313	PENTICTON	40.55%	39.18%	1.38%
6,307	SUMMERLAND	13.48%	13.45%	0.04%
925	KEREMEOS	1.21%	1.17%	0.04%
2,640	OLIVER	4.92%	4.71%	0.20%
4,664	OSOYOOS	8.40%	8.19%	0.21%
1,827	PRINCETON	2.60%	2.60%	0.00%
	<u>FIRST NATIONS (Jurisdiction 131) {2023 Completed Roll}</u>			
-	PENTICTON INDIAN BAND	0.00%	1.79%	-1.79%
	<u>ELECTORAL AREAS (RG735)</u>			
1,750	ELECTORAL AREA A	3.16%	3.17%	-0.01%
871	ELECTORAL AREA B	0.80%	0.81%	-0.01%
2,655	ELECTORAL AREA C	3.84%	3.80%	0.04%
2,569	ELECTORAL AREA D	5.46%	5.46%	0.00%
1,795	ELECTORAL AREA E	4.13%	4.21%	-0.07%
1,064	ELECTORAL AREA F	2.36%	2.46%	-0.10%
1,673	ELECTORAL AREA G	1.53%	1.49%	0.05%
3,184	ELECTORAL AREA H	4.11%	4.03%	0.07%
2,170	ELECTORAL AREA I	3.43%	3.48%	-0.05%

Support Costs - Administration

The method used to charge administrative overhead to the various services changed. The Board policy as of 2023 is that 12% of the support costs is charged to capital projects with the remaining 88% charged to the operational services.

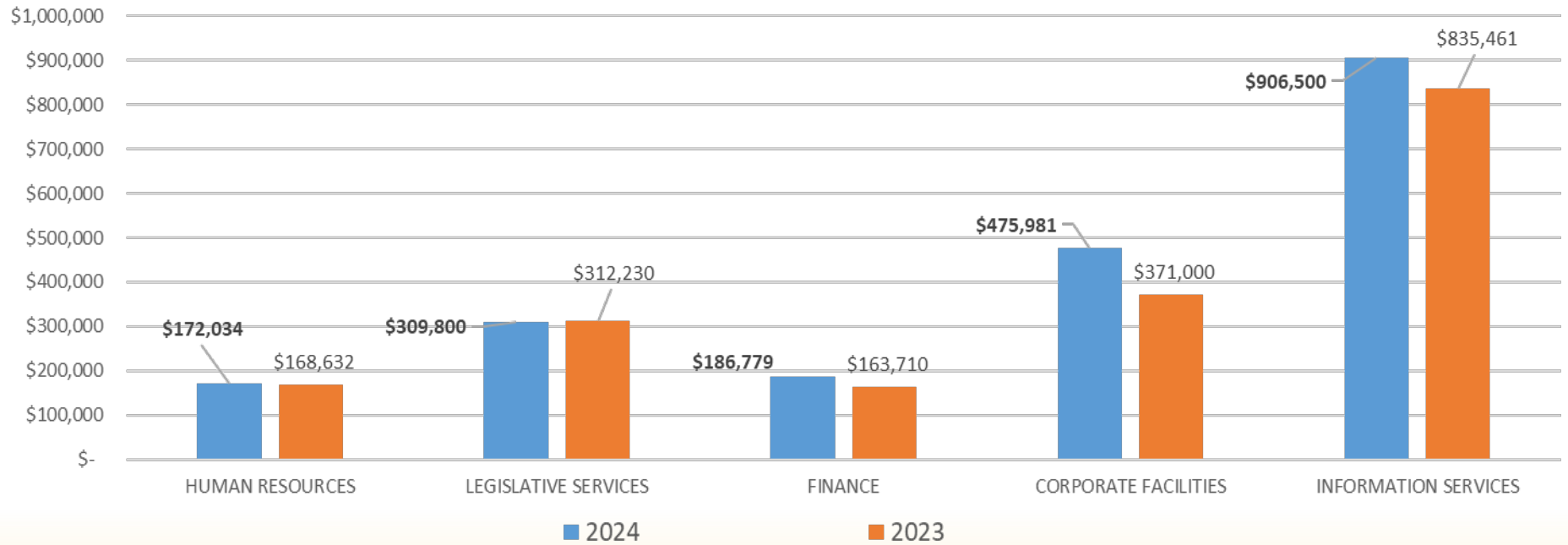
Administration is charged on the cost, exclusive of wages, on the following support departments.

- Human Resources
- Legislative Services
- Finance
- Corporate Services
- Information Services

No support costs (administration cost) is charge to debt servicing and transfer to reserves.

Support Cost Charge

Overhead Service Charges by Department
2024




What is New

- A. Proposed Regional Grants Included
- B. Proposed Program Change Requests Include
- C. Proposed Capital Requests Included

Program Change Request

- It is important to remember that **not every property** is impacted by every Change Request
- **Only those who participate** in a service pay for any additional costs arising from the Change Requests
- Some Change Requests impact taxes; some impact user fees; some impact both taxes and fees and others impact neither as they are funded from Reserve, Debt or Grants.

Grant-in-Aid Requests – General Government Service



Regional Grant in Aid Requests

Applicant	Request	Tax Impact	Dec. 6th Decision	2024 Request	2023
1 Apex Freestyle Club	\$ 7,000	0.46%		\$ -	\$ -
2 Community Wellness Circle Society	\$ 5,000	0.33%		\$ -	\$ 5,250.00
3 Peach City Community Radio Society	\$ 5,000	0.33%	5,000	\$ 5,000	\$ -
4 DB Foundation for Health Research	\$ 10,000	0.66%	10,000	\$ 10,000	
All requests accepted at full value	\$ 27,000	1.78%	\$ 15,000	\$ 15,000	\$ 17,250.00
No more than 2 in a 4 year period					
#4 verified as a non for profit society					

FTE Board Approval List

FTE No.	Title	Dept.	Approved
FTE 01	Emergency Program Coordinator	Community Service	Yes
FTE 02a	Senior Manager Protective Services	Community Service	Yes
FTE 03	Facilities Attendant	Community Service	No
FTE 04	Parks Lead Hand	Community Service	No
FTE 05	Pest Control / Labourer	Utilities	Yes
FTE 06	Utilities - Student	Utilities	Yes
FTE 07	System Operator 1	Utilities	Yes
FTE 08	Utilities Coordinator	Utilities	Term Position
FTE 09	Engineering Technologist 1	Utilities	Yes
FTE 13	Purchasing Manager	Finance	Yes
FTE 14	Electrician	Utilities	No
FTE 15	Accountant II	Finance	Yes
FTE 16	Planning Technician	Planning	Pending Contract
FTE 17	Communication Manager	Legislative Service	Yes - _ No backfill
FTE 18	Corporate Initiative Coordinator	Legislative Service	No

RDOS Dollars at Work



Capital Projects – All Participants Pay

GENERAL GOVERNMENT EQUIPMENT PURCHASES - 0101	2024 Budget	Operating Reserve	EQUIPMENT REPLACEMENT RESERVE	Total
Expense				
SALARIES & WAGES	\$ 2,274	\$ 2,274	\$ -	\$ 2,274
ADMINISTRATION CHARGES	\$ 25,203	\$ 25,203	\$ -	\$ 25,203
UTILITIES SKIDSTEER AND TRAILER	\$ 80,000	\$ -	\$ 80,000	\$ 80,000
UTILITIES REPLACEMENT OF PICKUP TRUCKS	\$ 130,000	\$ -	\$ 130,000	\$ 130,000
FLEET VEHICLE ELECTRIC CHARGING INFRASTRUCTURE	\$ 534,377	\$ -	\$ 534,377	\$ 534,377
Total Capital Expenses	\$ 771,854	\$ 27,477	\$ 744,377	\$ 771,854

Capital Projects – All Participants Pay

911 EMERGENCY CALL SYSTEM - 0401	2024 Budget	Operating Reserve	Debenture Proceeds	Total
Expense				
EAST GATE VHF STUDY	\$ 10,000		\$ 10,000	\$ 10,000
IRIDIUM SATELITE PHONE TESTING	\$ 15,000		\$ 15,000	\$ 15,000
STARLINK TEST	\$ 15,000		\$ 15,000	\$ 15,000
OLIVER DROP SITE TESTING	\$ 15,000		\$ 15,000	\$ 15,000
ADMINISTRATION CHARGES	\$ 14,939	\$ 14,939		\$ 14,939
SALARIES & WAGES	\$ 16,852	\$ 16,852		\$ 16,852
OSOYOOS VHF REPEATER STUDY	\$ 20,000		\$ 20,000	\$ 20,000
RADIO SITE SECURITY UPGRADES	\$ 25,000		\$ 25,000	\$ 25,000
KEREMEOS DROP SITE TESTING	\$ 25,000		\$ 25,000	\$ 25,000
ERRIS & HAYES CREEK VHF REPEATER SYSTEM COVERAGE TEST AND ANALYSIS	\$ 57,000		\$ 57,000	\$ 57,000
BLACKBURN COMMUNICATIONS SHELL UPGRADES	\$ 60,000		\$ 60,000	\$ 60,000
KEREMEOS PINCUSHION SITE-RELOCATION	\$ 120,000		\$ 120,000	\$ 120,000
OK FALLS VHF REPEATER RELOCATION	\$ 300,000		\$ 300,000	\$ 300,000
Total Capital Expenses	\$ 693,791	\$ 31,791	\$ 662,000	\$ 693,791

Capital Projects – All Participants Pay

REGIONAL TRAILS - 7721	2024 Budget	Capital Reserve	Operating Reserve	Vehicle Reserve	Debenture Proceeds	Donations	Total
Expense							
ADMINISTRATION CHARGES	\$ 4,027	\$ -	\$ 4,027	\$ -	\$ -	\$ -	\$ 4,027
ZERO TURN OWER	\$ 28,000	\$ 28,000	\$ -	\$ -	\$ -	\$ -	\$ 28,000
SALARIES & WAGES	\$ 53,501	\$ -	\$ 53,501	\$ -	\$ -	\$ -	\$ 53,501
VEHICLE REPLACEMENTS	\$ 144,000	\$ -	\$ -	\$ 72,000	\$ 72,000	\$ -	\$ 144,000
SKAHA LAKE TRESTLE REDECK AND RAILS CF	\$ 10,000	\$ 10,000	\$ -	\$ -	\$ -	\$ -	\$ 10,000
KVR-SIMILKAMEEN TRAIL HEAD SIGNAGE CF	\$ 54,923	\$ 54,923	\$ -	\$ -	\$ -	\$ -	\$ 54,923
ADRA TUNNEL REOPENING CF	\$ 332,853	\$ -	\$ -	\$ -	\$ -	\$ 332,853	\$ 332,853
Total Capital Expenses	\$ 627,304	\$ 92,923	\$ 57,528	\$ 72,000	\$ 72,000	\$ 332,853	\$ 627,304

Capital Projects – User Fee Funded

REFUSE DISPOSAL - PENTICTON / D3 - 3501	2024 Budget	Capital Reserve	Closure Reserve	Operating Reserve	OK Falls Reserve	Provincial Grant	Total
Expense							
SALARIES & WAGES	\$ 5,951	\$ -	\$ -	\$ 5,951	\$ -	\$ -	\$ 5,951
ADMINISTRATION CHARGES	\$ 10,810	\$ -	\$ -	\$ 10,810	\$ -	\$ -	\$ 10,810
CML MASTER PLAN AND DESIGN	\$ 30,000	\$ -	\$ 30,000	\$ -	\$ -	\$ -	\$ 30,000
CML ENTRANCE UPGRADES AND SCALES	\$ 90,000	\$ 90,000	\$ -	\$ -	\$ -	\$ -	\$ 90,000
CELL DEVELOPMENT LINER DESIGN - NORTH WEST	\$ 150,000	\$ 150,000	\$ -	\$ -	\$ -	\$ -	\$ 150,000
CELL DEVELOPMENT NORTH RAVINE	\$ 200,000	\$ 200,000	\$ -	\$ -	\$ -	\$ -	\$ 200,000
ORGANICS COMPOSTING FACILITY CF	\$ 1,132,105	\$ -	\$ -	\$ -	\$ -	\$ 1,132,105	\$ 1,132,105
CML LEACHATE MANAGEMENT CF	\$ 150,000	\$ -	\$ 150,000	\$ -	\$ -	\$ -	\$ 150,000
CML BIOCOVER CF	\$ 79,300	\$ -	\$ 79,300	\$ -	\$ -	\$ -	\$ 79,300
CML MASTER PLAN AND DESIGN CF	\$ 70,000	\$ -	\$ 70,000	\$ -	\$ -	\$ -	\$ 70,000
HHW IMPROVEMENTS CF	\$ 50,000	\$ 50,000	\$ -	\$ -	\$ -	\$ -	\$ 50,000
OK FALLS DRAINAGE CF	\$ 30,000	\$ 10,000	\$ -	\$ -	\$ -	\$ -	\$ 10,000
SECURITY IMPROVEMENTS - OK FALLS CF	\$ 12,000	\$ -	\$ -	\$ -	\$ 12,000	\$ -	\$ 12,000
SECURITY IMPROVEMENTS - CML CF	\$ 10,000	\$ -	\$ -	\$ -	\$ 30,000	\$ -	\$ 30,000
Total Capital Expenses	\$ 2,020,166	\$ 500,000	\$ 329,300	\$ 16,761	\$ 42,000	\$ 1,132,105	\$ 2,020,166

Capital Projects – Funded from Administration Charge

INFORMATION SERVICES - 0601	2024 Budget	Operating Reserve	Capital Reserve	Total
Expense				
WORK STATIONS	\$ 150,000	\$ 150,000	\$ -	\$ -
DATA CENTER EQUIPMENT	\$ 30,000	\$ 30,000	\$ -	\$ -
DATA CENTER STORAGE	\$ 50,000	\$ 50,000	\$ -	\$ -
REPLACE 65 LAN WIRIGN DROPS TO CAT 6A CF	\$ 25,000	\$ -	\$ 25,000	\$ -
UPS REPLACEMENTS CF	\$ 8,000	\$ -	\$ 8,000	\$ -
SERVER REPLACEMENT CF	\$ 16,000	\$ -	\$ 16,000	\$ -
MAIN BUILDING ANNEX 1 & 2 BUILDING - DATA WIRING CF	\$ 25,000	\$ 25,000	\$ -	\$ -
MAIN BUILDING ANNEX 1 & 2 BUILDING - SERVER UPGRADE CF	\$ 10,000	\$ -	\$ 10,000	\$ -
MAIN BUILDING ANNEX 1 & 2 BUILDING - LAN SWITCHS CF	\$ 20,000	\$ -	\$ 20,000	\$ -
WAN INFRASTRUCTURE PHASE 2 CF	\$ 50,000	\$ -	\$ 50,000	\$ -
SECURITY PANEL UPGRADES / 30 SITES CF	\$ 120,000	\$ -	\$ 120,000	\$ -
Total Capital Expenses	\$ 504,000	\$ 255,000	\$ 249,000	\$ 504,000

City of Penticton Tax Requisition

- The table on the following slides summarizes the overall requisition required to support the 2024 Budget.
- Overall, City of Penticton residents, who are also Regional District residents, will contribute \$2,935,992 in taxes.
- The tax requisition has increased \$398,384 over 2023 for a 15.70% increase after non market growth is taken into consideration the net tax increase is 14.65%.



REGIONAL DISTRICT OKANAGAN-SIMILKAMEEN
2024 TOTAL REQUISITION SUMMARY
 For 3rd Reading and Adoption

	<u>2024</u>	<u>2023</u>	<u>\$ Change</u>	<u>% Change</u>	<u>Non-Market Growth %</u>	<u>Net Change %</u>
RDOS PENTICTON	\$ 2,935,992	\$ 2,537,608	\$ 398,384	15.70%	1.05%	14.65%
RDOS SUMMERLAND	1,069,406	944,706	124,700	13.20%	1.77%	11.43%
RDOS PRINCETON	142,739	116,462	26,277	22.56%	0.86%	21.70%
RDOS OLIVER	1,849,957	1,713,954	136,003	7.94%	1.44%	6.50%
RDOS OSOYOOS	1,129,988	1,030,070	99,918	9.70%	1.21%	8.49%
RDOS KEREMEOS	693,640	601,320	92,320	15.35%	1.07%	14.28%
	7,821,722	6,944,120	877,602	12.64%	1.24%	11.40%
PENTICTON INDIAN BAND	-	46,265	(46,265)	-100.00%		
ELECTORAL AREA A	1,618,874	1,541,512	77,362	5.02%	2.58%	2.44%
ELECTORAL AREA B	871,363	793,520	77,843	9.81%	5.35%	4.46%
ELECTORAL AREA C	2,615,783	2,478,883	136,900	5.52%	1.60%	3.92%
ELECTORAL AREA D	3,317,470	3,083,591	233,879	7.58%	0.99%	6.59%
ELECTORAL AREA E	2,776,932	2,587,328	189,604	7.33%	3.74%	3.59%
ELECTORAL AREA F	1,688,210	1,560,889	127,321	8.16%	1.54%	6.62%
ELECTORAL AREA G	1,223,362	1,097,296	126,066	11.49%	1.41%	10.08%
ELECTORAL AREA H	1,938,245	1,861,140	77,105	4.14%	2.10%	2.04%
ELECTORAL AREA I	2,197,408	2,097,712	99,696	4.75%	1.30%	3.45%
	18,247,647	17,101,871	1,145,776	6.70%	2.04%	4.66%
TOTAL TAX REQUISITION FOR ALL BUDGETS	\$ 26,069,369	\$ 24,092,256	\$ 1,977,113	8.21%	1.49%	6.72%



City of Penticton Tax Requisition

	<u>2024</u>	<u>2023</u>	<u>NET CHANGE</u>
<u>CITY OF PENTICTON</u>			
<u>Participating Directors determine budget by weighted vote</u>			
GENERAL GOVERNMENT	\$ 816,258	\$ 637,700	\$ 178,558
INVASIVE SPECIES (formerly Noxious Weeds)	36,291	26,488	9,803
911 EMERGENCY CALL SYSTEM - Improvements Only	445,724	395,764	49,960
EMERGENCY PLANNING	317,435	143,832	173,603
ILLEGAL DUMPING	16,377	14,323	2,054
SOLID WASTE MANAGEMENT PLAN	70,965	110,007	(39,042)
ENVIRONMENTAL CONSERVATION	223,725	220,538	3,187
REGIONAL GROWTH STRATEGY (Subregional)	23,453	20,149	3,304
NUISANCE CONTROL	10,514	9,477	1,037
DESTRUCTION OF PESTS	2,066	(891)	2,957
MOSQUITO CONTROL	75,681	74,007	1,674
REGIONAL TRAILS	163,540	172,965	(9,425)
REGIONAL TRANSIT	80,923	95,396	(14,473)
REGIONAL ECONOMIC DEVELOPMENT (Okanagan Film Comm)	16,248	14,466	1,782
Subtotal	2,299,200	1,934,221	364,979
<u>Requisitions from Other Multi-Regional Boards</u>			
STERILE INSECT RELEASE PROGRAM - Land Only	255,993	234,614	21,379
OKANAGAN BASIN WATER BOARD	359,593	346,704	12,889
	615,585	581,318	34,267
Subtotal			
TOTAL	\$ 2,914,785	\$ 2,515,539	\$ 399,246

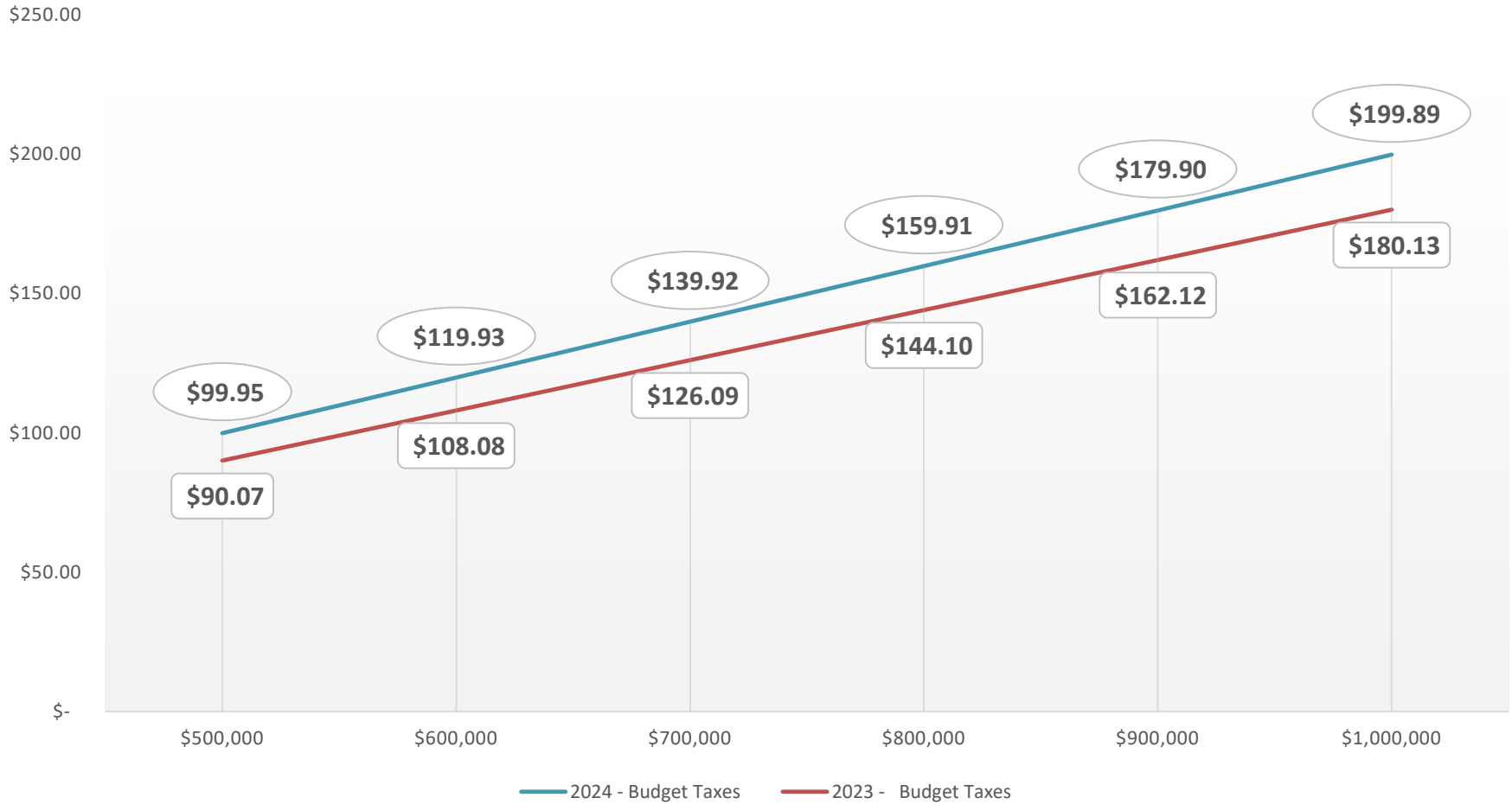


City of Penticton Tax Requisition

Requisitions from Other Multi-Regional Boards

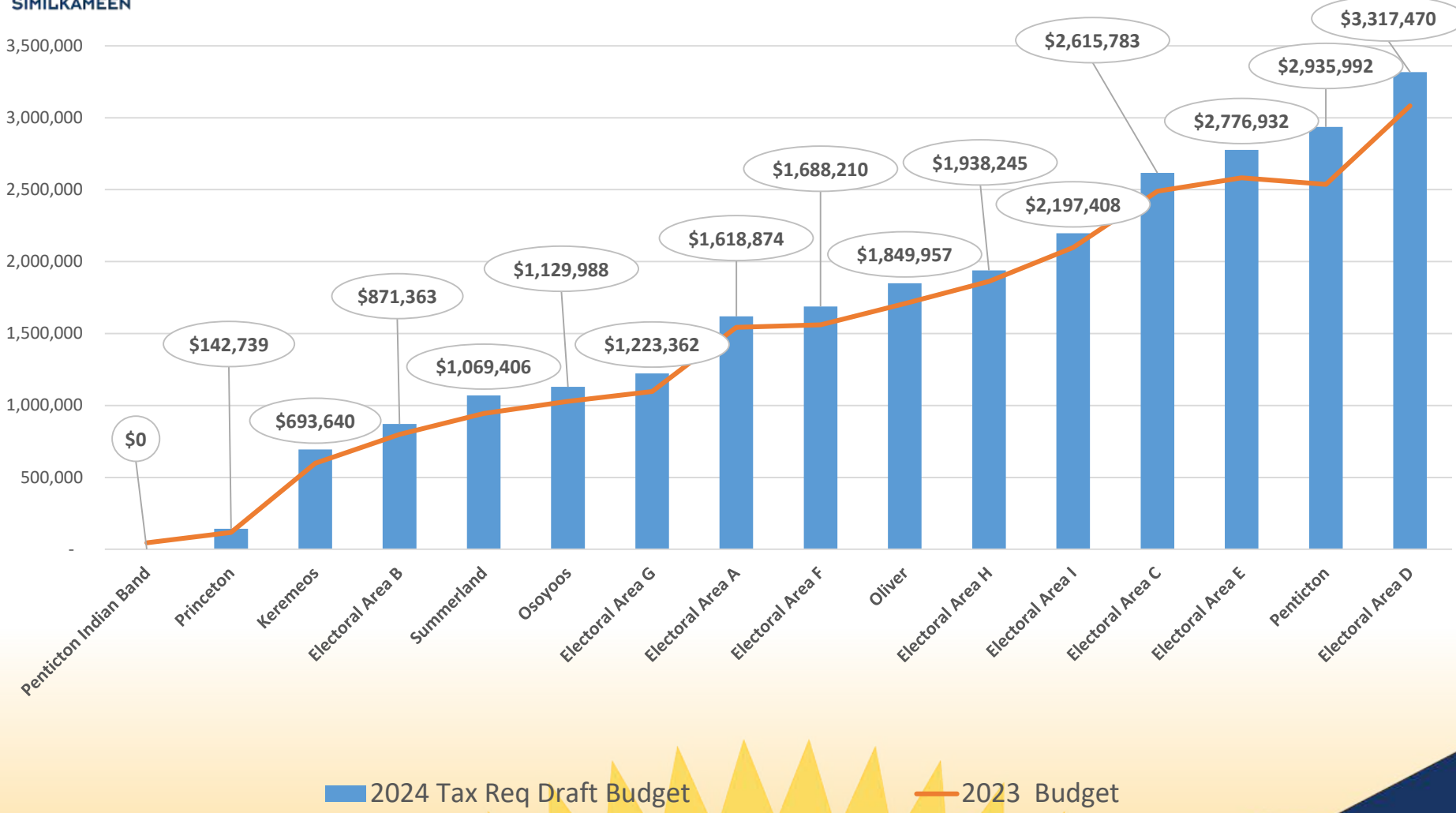
STERILE INSECT RELEASE PROGRAM - Land Only	255,993	234,614	21,379
OKANAGAN BASIN WATER BOARD	359,593	346,704	12,889
	615,585	581,318	34,267
Subtotal			
TOTAL \$	2,914,785	\$ 2,515,539	\$ 399,246
 Average Res Tax Rate/\$1000	 \$ 0.18854	 \$ 0.16991	 \$ 0.01863
 Average Taxes per Res Property	 \$ 131.79	 \$ 119.52	 \$ 12.27
 MUNICIPAL DEBT REPAYMENT	 \$ 3,733,736	 \$ 3,081,056	
 PARCEL TAX: STERILE INSECT RELEASE	 \$ 21,207	 \$ 22,069	 \$ (862)

RDOS 2024 Proposed Tax - Comparison for Various Property Values City of Penticton



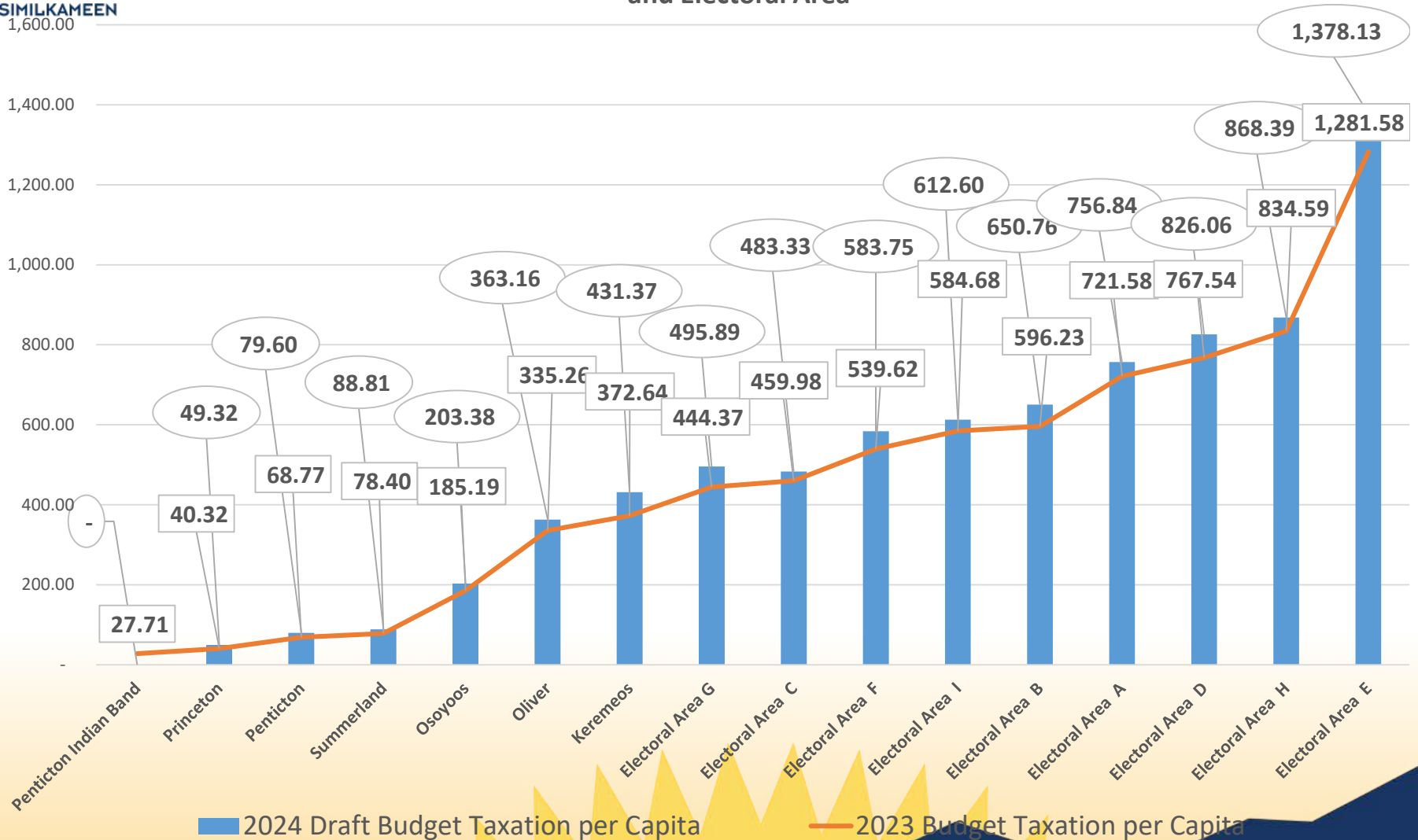


RDOS 2024 Proposed Tax Requisition Comparison to 2023 Requisition by Member Municipality and Electoral Area



■ 2024 Tax Req Draft Budget — 2023 Budget

RDOS 2024 Taxation Per Capita Comparison - Comparison to 2023 by Member Municipality and Electoral Area -



Draft Budget 2024

Review all draft budgets online: Board Agenda

www.rdos.bc.ca

<https://rdosregionalconnections.ca>

Questions or Feedback

Email: budget@rdos.bc.ca

Regular mail or drop off: Regional District office

101 Martin Street, Penticton V2A 5J9

Phone: 250-492-0237

Toll-free in BC and Alberta: 1-877-610-3737

Jim Zaffino
RDOS Chief Administrative Office

THANK YOU